



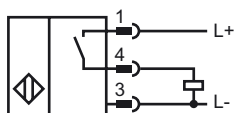
Model Number

NBN40-L1-E2-V1

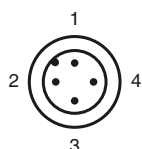
Features

- Basic series
- 40 mm not embeddable

Connection



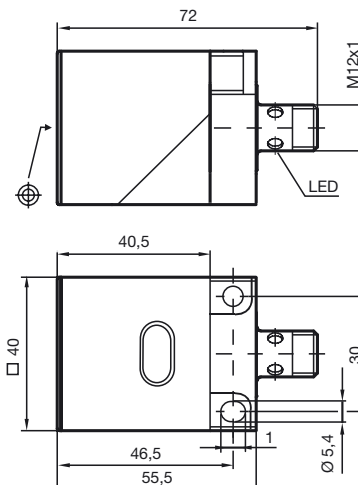
Pinout



Wire colors in accordance with EN 60947-5-2

- | | | |
|---|--|----|
| 1 | | BN |
| 2 | | WH |
| 3 | | BU |
| 4 | | BK |

Dimensions



Technical Data

General specifications

Switching element function	PNP	Make function
Rated operating distance	s_n	40 mm
Installation		not embeddable
Output polarity		DC
Assured operating distance	s_a	0 ... 32.4 mm
Reduction factor r_{AI}		0.5
Reduction factor r_{Cu}		0.45
Reduction factor r_{V2A}		0.85

Nominal ratings

Operating voltage	U_B	10 ... 30 V
Switching frequency	f	0 ... 150 Hz
Hysteresis	H	typ. 5 %
Reverse polarity protection		protected against reverse polarity
Short-circuit protection		pulsing
Voltage drop	U_d	≤ 3 V
Operating current	I_L	0 ... 200 mA
Off-state current	I_r	0 ... 0.5 mA typ. 0.1 μ A at 25 °C
No-load supply current	I_0	≤ 20 mA
Indication of the switching state		Multihole-LED, yellow

Standard conformity

Standards	IEC / EN 60947-5-2:2004
-----------	-------------------------

Ambient conditions

Ambient temperature	-25 ... 70 °C (248 ... 343 K)
---------------------	-------------------------------

Mechanical specifications

Connection type	V1-connector
Housing material	PBT
Sensing face	PBT
Protection degree	IP67

Release date: 2009-11-17 10:59 Date of issue: 2009-11-17 042312_ENG.xml