



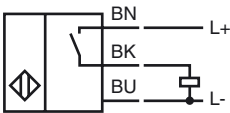
Model Number

CJ10-30GM-E2

Features

- 10 mm non-flush
- Comfort series
- The switching distance can be set over a wide range with the potentiometer

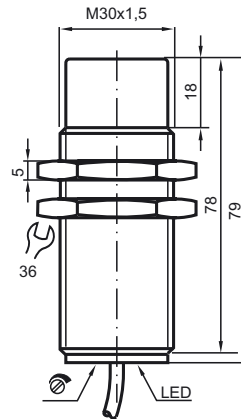
Connection



Accessories

BF 30
Mounting flange, 30 mm

Dimensions



Technical Data

General specifications

Switching element function	PNP	NO
Rated operating distance	s_n	10 mm
Installation		non-flush
Output polarity		DC
Assured operating distance	s_a	0 ... 7.2 mm

Nominal ratings

Installation conditions

A	0 mm
B	0 mm
C	30 mm
F	50 mm

Operating voltage	U_B	10 ... 60 V DC
Switching frequency	f	0 ... 10 Hz
Hysteresis	H	0.1 ... 10 typ. 4 %
Reverse polarity protection		reverse polarity protected
Short-circuit protection		pulsing
Voltage drop	U_d	≤ 2.8 V
Operating current	I_L	0 ... 200 mA
Lowest operating current	I_m	0 mA
Off-state current	I_r	0 ... 0.5 mA typ. 0.01 mA
No-load supply current	I_0	≤ 20 mA
Time delay before availability	t_v	≤ 50 ms

Indicators/operating means

LED yellow	indication switching state
Potentiometer	sensitivity adjustment

Ambient conditions

Ambient temperature	-25 ... 70 °C (-13 ... 158 °F)
Storage temperature	-40 ... 85 °C (-40 ... 185 °F)

Mechanical specifications

Connection type	cable PVC , 2 m
Core cross-section	0.75 mm ²
Housing material	Stainless steel 1.4305 / AISI 303
Sensing face	PBT
Protection degree	IP67

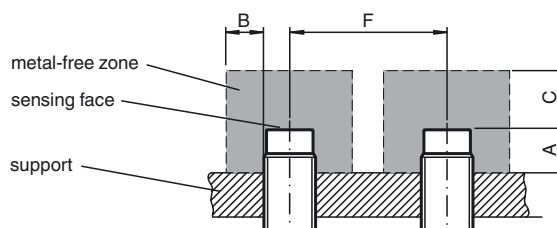
Compliance with standards and directives

Standard conformity	
Standards	EN 60947-5-2:2007 IEC 60947-5-2:2007

Approvals and certificates

UL approval	cULus Listed, General Purpose
CSA approval	cCSAus Listed, General Purpose
CCC approval	Certified by China Compulsory Certification (CCC)

Installation conditions



Release date: 2012-08-28 14:59 Date of issue: 2012-08-28 038157_eng.xml