



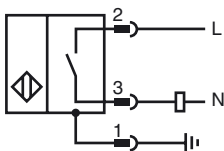
Model Number

NJ2-12GM50-WS-V12

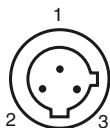
Features

- Comfort series
- 2 mm flush

Connection



Pinout



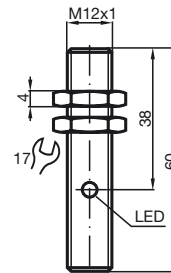
Wire colors

- | | | | |
|---|--|-------|-------------|
| 1 | | GN | (green) |
| 2 | | RD/BK | (red/black) |
| 3 | | RD/WH | (red/white) |

Accessories

- EXG-12**
Quick mounting bracket with dead stop
- BF 12**
Mounting flange, 12 mm

Dimensions



Technical Data

General specifications

Switching element function	AC	NO
Rated operating distance	s_n	2 mm
Installation	flush	
Output polarity	AC	
Assured operating distance	s_a	0 ... 1.62 mm
Reduction factor r_{AI}	0.1	
Reduction factor r_{Cu}	0.1	
Reduction factor r_{304}	0.6	

Nominal ratings

Operating voltage	U_B	20 ... 253 V
Switching frequency	f	0 ... 20 Hz
Voltage drop	U_d	typ. 4 V at 15 ... 200 mA typ. 6.5 V at 5 mA
Momentary current (20 ms, 0.1 Hz)	0 ... 1200 mA	
Operating current	I_L	5 ... 200 mA
Off-state current	I_r	typ. 0.7 mA
Time delay before availability	t_v	≤ 30 ms
Indication of the switching state	LED, yellow	

Ambient conditions

Ambient temperature	-25 ... 70 °C (-13 ... 158 °F)
---------------------	--------------------------------

Mechanical specifications

Connection type	Device connector 1/2"-20 UN , 3-pin
Housing material	Stainless steel 1.4305 / AISI 303
Sensing face	PBT
Protection degree	IP67

General information

Scope of delivery	2 self locking nuts in scope of delivery
-------------------	--

Compliance with standards and directives

Standard conformity	
Standards	EN 60947-5-2:2007 IEC 60947-5-2:2007

Approvals and certificates

UL approval	cULus Listed, General Purpose
CSA approval	cCSAus Listed, General Purpose

Release date: 2012-11-15 11:59 Date of issue: 2012-11-15 02:6576_eng.xml