



**Once Source For All Your
Potable Water Needs**

AMX300 Thermostatic Mixing Valve Kit



Installation that's literally almost no sweat

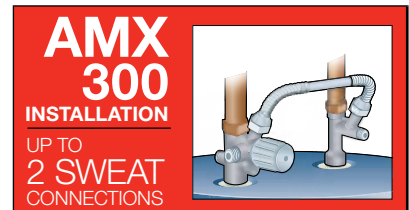
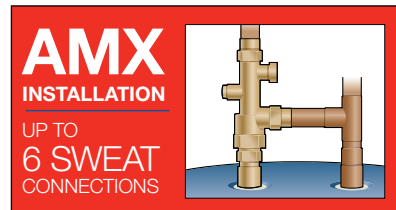
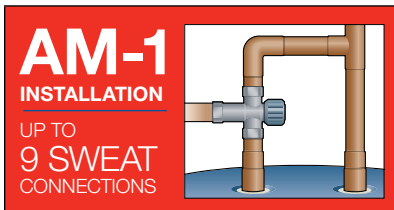
Key Features and Benefits

- Kit includes mixing valve, cold water tee, flexible 8" or 11" metal connectors, and thermostrip
- Easy installation on water heaters – saves time and money
- Commonly used for scalding protection
- ASSE 1017 approved for point of source/whole house protection
- Teflon® coating extends service life
- Integrated recirculation and hot water ports (for optional use)
- Free Thermostrip included to make temperature setting easy for one person to handle
- All our AMX300 Series mixing valves are now available in Low-Lead-Content versions
- U.S. Patent No. 8,074,894



Typical Applications

Residential, water heater application: point-of-source, domestic water and nursing homes.



All AMX300 Mixing Valves have a temp. range of 100° – 145° F.

Model*	AMX300T, AMX300TLF	AMX302T, AMX302TLF	AMX300, AMX300LF
Description	Kit includes mixing valve, cold water tee, 8" flex connector	Kit includes mixing valve, cold water tee, 11" flex connector	Mixing valve (for replacement only)
Connection to tank	3/4" FNPT	3/4" FNPT	3/4" FNPT
Connection to system	3/4" MNPT	3/4" MNPT	3/4" MNPT
Min Flow GPM	0.25	0.25	0.25
Max Flow GPM	19	19	19

* Part numbers that end in "LF" are made of low-lead brass.

AMX Series DirectConnect™ Thermostatic Mixing Valve



Shrink installation time and grow your bottom line.

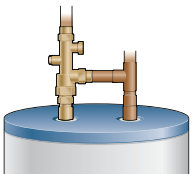
Key Features And Benefits

- Engineered for fast installation — orientation of the mix and cold ports reduces fittings required on typical water heater installations
- Dramatically reduces installation time and cuts number of parts in half
- Available in multiple connection types: NPT, CPVC, Compression and PEX and Sweat fittings
- Adjustable temperature range 90° – 130° F
- Easy recirculation — integrated port allows for optional recirculation connection
- DirectConnect™ to water heater — NPT bottom connection attaches easily
- Teflon® coating increases product life and reduces callbacks
- Free ThermoStrip included to make temperature setting easy for one person to handle
- All our AMX Series mixing valves are now available in Low-Lead-Content versions
- U.S. Patent No. 7,744,007



Typical Applications

Residential, water heater application: point-of-source, domestic water and nursing homes.



The AMX mixing valve cuts installation time and number of parts in half.

All AMX Mixing Valves have a temp. range of 90° – 130° F and are ASSE1017 certified.

Connection	1/2"	3/4"	1"
Union Sweat	AMX100-US-1LF*	AMX101-US-1LF*	AMX 102-US-1LF*
Union Thread	AMX100-UT-1LF*	AMX101-UT-1LF*	AMX102-UT-1LF*
Union Pex	AMX100-UPEX-1LF*	AMX101-UPEX-1LF*	
Union CPVC	AMX100-UCPVC-1LF*	AMX101-UCPVC-1LF*	
Max Flow* GPM	8.0	14.0	20.0
CV	4.0	4.0	4.0

* Maximum recommended flow rate.

AMX100 and AMX101 Series includes 3/4" FNPT bottom connection, AMX102 includes 1" FNPT.

* Part numbers that end in "LF" are made of low-lead brass.

AM-1-Series Thermostatic Mixing Valve



Designed to provide scalding protection and up to 50 percent more usable hot water.

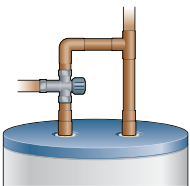
Key Features and Benefits

- Designed to prevent scalding — meets multiple industry safety certifications: ASSE 1017, CSA and IAPMO
- Allows homeowners to store water at 140° F and higher to prevent *legionella* growth, but receive safe, comfortable 120° F water at sinks, shower or tub
- Designed to increase the amount of usable hot water
- Honeywell reliability — one of the most trusted names in home comfort
- Teflon® coating increases product life and reduces callbacks
- Lockable hand wheel for accurate temperature control
- Free Thermostrip included to make temperature setting easy for one person to handle
- All our AM-1 Series mixing valves (except hydronic "R" models) are now available in Low-Lead-Content versions



Typical Applications

Domestic water, nursing homes, public facilities, automatic faucets, radiant floor heating, space heating, heat pump systems, combo systems, solar hot water, greenhouses, industrial applications, photo processing.



Standard mixing valve installation.

Model*	S (standard) Model	C Model	R Model (Heating ONLY)	Connection Type	Conn. Size	Max Flow* GPM	CV
Temp Range	70 – 145° F (21 – 62° C)	70 – 120° F (21 – 49° C)	70 – 180° F (21 – 82° C)				
Certification	ASSE1016 &1017	ASSE1016 &1017	None				
	AM100-1, AM100-1LF	AM100C-1	NA	NPT	1/2"	8	3.2
	AM101-1, AM101-1LF	AM101C-1	NA	NPT	3/4"	12	3.8
	AM102-1, AM102-1LF	AM102C-1	NA	NPT	1"	16	4.3
	AM100-US-1, AM100-US-1LF	AM100C-US-1LF	AM100R-US-1	Union Sweat	1/2"	8	3.9
	AM101-US-1, AM101-US-1LF	AM101C-US-1LF	AM101R-US-1	Union Sweat	3/4"	12	3.9
	AM102-US-1, AM102-US-1LF	AM102C-US-1LF	AM102R-US-1	Union Sweat	1"	16	3.9
	AM100-UT-1, AM100-UT-1LF	AM100C-UT-1LF	AM100R-UT-1	Union Thread	1/2"	8	3.9
	AM101-UT-1, AM101-UT-1LF	AM101C-UT-1LF	AM101R-UT-1	Union Thread	3/4"	12	3.9
	AM102-UT-1, AM102-UT-1LF	AM102C-UT-1LF	AM102R-UT-1	Union Thread	1"	16	3.9
	AM100-UCPVC-1LF	AM100C-UCPVC-1LF		Union CPVC	1/2"	8	3.9
	AM101-UCPVC-1, AM101-UCPVC-1LF	AM101C-UCPVC-1LF		Union CPVC	3/4"	12	3.9

* Maximum recommended flow rate.

Connections - US models: Union Sweat; - UT Models: Union NPT (female); All other valves are NPT (female).

Consult product catalog for AM-1 Series Models with Union Compression, CPVC and PEX connections.

* Part numbers that end in "LF" are made of low-lead brass.

AM-1 1070 SERIES Thermostatic Mixing Valve



Meets new rigid plumbing codes.

Key Features and Benefits

- Certified to ASSE 1070 plumbing standards requirements for point-of-use applications
- Color-coded black hand-wheel prevents tampering and is required by the new ASSE 1070 plumbing standards
- Teflon coating resists mineral deposit build-up and extends service life
- ASSE 1070 listed
- Free Thermostrip included to make temperature setting easy for one person to handle
- All our AM-1 1070 Series mixing valves are now available in Low-Lead-Content versions



Typical Applications

Roman tubs, whirlpools, large showers, sinks and public facilities with lavatories and bidets.

All AM1070 mixing valves have a temp. of 70° – 120° F and are ASSE 1070 listed.

Connection	1/2"	3/4"	1"
Union CPVC	AM100C1070-UCPVC-1LF	AM101C1070-UCVPC-1LF	NA
Union Sweat	AM100C1070-US-1LF	AM101C1070-US-1LF	AM102C1070-US-1LF
Union PEX	AM100C1070-UPEX-1LF	AM101C1070-UPEX-1LF	NA
Union NPT	AM100C1070-UT-1LF	AM101C1070-UT-1LF	AM102C1070-UT-1LF
Max Flow*	10.0	10.0	10.0
CV	1.8	1.8	1.8

* Note: AM1070 series available in Union Models only.

MX Series High Capacity Mixing Valve



MX Series™ High Capacity Mixing Valve is specifically designed for larger applications — giving you larger results.

Key Features And Benefits

- Large flow proportional mixing or diverting valve
- Valve controls hot and cold supply based on control setting
- Teflon® coating increases product life and reduces callbacks
- Tamper-evident temperature adjustment
- Union NPT and flanged models
- Recirculation port for fast responses
- ASSE 1017 listed (Union Models only)

Typical Applications

Any application requiring accurate control of hot water temperature based on the mixing of hot and cold water, such as: domestic water for homes, apartments, hotels, schools, nursing homes, offices, public facilities, space heating and radiant floor heating.

Model	Connector	Min. Max. Flow	CV	Temp Range
MX127	1" NPT	1.0 – 22	4	113 – 149°F (45 – 65°C)
MX127C	1" NPT	1.0 – 22	4	86 – 113°F (30 – 45°C)
MX128	1-1/4" NPT	2.5 – 50	9.3	113 – 149°F (45 – 65°C)
MX128C	1-1/4" NPT	2.5 – 50	9.3	86 – 113°F (30 – 45°C)
MX129	1-1/2" NPT	3.5 – 75	13.5	113 – 149°F (45 – 65°C)
MX129C	1-1/2" NPT	3.5 – 75	13.5	86 – 113°F (30 – 45°C)
MX130	2" NPT	5.0 – 100	18	113 – 149°F (45 – 65°C)
MX130C	2" NPT	5.0 – 100	18	86 – 113°F (30 – 45°C)
MX131	2-1/2" Flange	5.0 – 186	34	113 – 149°F (45 – 65°C)
MX132	3" Flange	12.0 – 274	50	113 – 149°F (45 – 65°C)

Maximum working pressure: 150 psi, 1,034 kPa. Maximum temperature 200°F (93°C). For safety, use "C" model for domestic water application with maximum output setting of 120°F (49°C). Minimum temperature difference between hot and mix 10°F (6°C). Maximum flow indicated at 30 psi pressure drop.



DS06 Series DialSet® Pressure Regulating Valve

- Built-in adjustment dial eliminates the need for a gauge when adjusting the static pressure setting
- The internal and external threading allows for use in thread-by-thread single-union or double-union configurations
- Noncorroding unitized cartridge contains all the working parts and is easily replaceable
- Outlet Pressure Adjustment ranges are suitable for household, light commercial, industrial and turf-and-irrigation applications
- Inlet pressure of 400 psi
- Flexibility to work in a variety of applications reduce inventory



TX-5 Thermal Expansion Tank for Domestic Hot Water

- 100% non-metallic, polypropylene liner and non-corrosive water reservoir
- Controls pressure build-up in system
- Prevents water hammer with no maintenance
- Eliminates relief valve spillage
- Extends water heater life
- Full range of tanks accommodating 2 to 528 gallons for all water heating volumes (ASME available)



BP 700/701 Backflow Preventers – Dual Check For Domestic Water

- 3/4" and 1" NPT
- Backflow Preventer has a maximum pressure of 150 psi and maximum temperature of 140 (degrees) F
- Dual-check backflow preventer for domestic water system
- Meets ASSE 1204 and CSA industry certifications



F74C Reversing Rinsing Filter

- Both horizontal and vertical installations are possible
- Bayonet connection enables simple retrofitting of reverse rinsing actuator
- Shock resistance, clear synthetic material filter
- 3/4" and 1" NPT

Hot Water Sizing Method For Honeywell Mixing Valve Selection

Step 1 - Determine Fixture Units – Table 1

Step 2 - Using Total Fixture Units determine load in Gpm from Table 2.

Step 3 - Select product based on minimum flow requirement and allowable pressure drop (20 Psi).

Table 1 – Fixture Unit Worksheet

Fixture	Fixture Units		# of Fixtures	Fixture Unit Calculation			Total
	Private	Public		(multiply by)	Fixture Units	Equals	
Lavatory	1	2		x		=	
Kitchen Sink	2	4		x		=	
Bathtub	2	4		x		=	
Separate Shower	2	4		x		=	
Clothes Washer	2	4		x		=	
Dish Washer	1	2		x		=	
						Total	

Example – A system with 40 Lavatory (Private), 40 Bathtubs (private) and 5 Lavatory (public) has total fixture count of 130 fixture units.
From Table 2 - 130 fixture unit = 38 Gpm

Table 2 – Domestic Hot Water Demand – Load Data

Fixture Units	Gpm	Fixture Units	Gpm	Fixture Units	Gpm
2	2	55	23	350	72
6	4.5	60	24	400	78
10	6.5	70	27	450	86
14	8.5	80	29	500	93
20	11	90	31	550	100
24	13	100	33	600	107
30	15	130	38	650	115
34	16.5	160	43	700	122
40	18.5	200	49	750	130
45	20	260	58	800	134.5
50	21	300	64	1000	156

Mixing Valve Selection Chart

Product	Min Flow GPM	Outlet Size Inch	System Differential Pressure Drop (PSI)					
			5	10	15	20	25	30
AM-1 Series								
AM100(C)-1	0.5	½"	7	10	12	14	16	18
AM101(C)-1	0.5	¾"	8	12	15	17	19	21
AM102(C)-1	0.5	1"	10	14	17	19	21	24
AM10x-Ux-1	0.5	½" thru 1"	9	12	15	17	20	21
AM10xC1070-Ux-1	0.5	½" thru 1"	4	6	7	8	9	10
AMX-1 Series								
AMX10x-Ux-1	0.5	½" thru 1"	9	13	15	18	20	22
Single High Capacity MX Series								
MX127(C)	1	1"	9	13	15	18	20	22
MX128(C)	2.5	1¼"	21	29	36	42	47	51
MX129(C)	3.5	1½"	30	43	52	60	68	74
MX130(C)	5	2"	40	57	70	80	90	99
MX131	8	2½"	76	108	132	152	170	186
MX132	12	3"	112	158	194	224	250	274

FLOW GPM

Note: AM10x-Ux-1 represents all union AM Series valves (Sweat –US and Threaded –UT). (C) temperature range 70°F to 120°F; without (C) standard temperature 110°F to 150°F (70°F to 145°F for AM series)

This sizing method is a general guideline. Please refer to local building and plumbing codes for additional guidance.

Learn More

To learn more about Honeywell Potable Water Controls, contact your Honeywell distributor or visit www.customer.honeywell.com
info@honeywell.com, 1-800-328-5111

Automation and Control Solutions

In the U.S.:

Honeywell

1985 Douglas Drive North

Golden Valley, MN 55422-3992

In Canada:

Honeywell Limited

35 Dynamic Drive

Toronto, Ontario M1V 4Z9

www.honeywell.com



Follow us on Twitter:
@honeywellcpro



YouTube:
@honeywellcpro



Honeywell