

VFD CORE Wiring Diagrams and Dimensional Drawings: All Frame Sizes

SPECIFICATION DATA

VFD CORE

460 Voltage

Frame Size A: 1-10 HP
Frame Size B: 15-25 HP
Frame Size C: 30-50 HP
Frame Size D: 60-125 HP

208/230 Voltage

Frame Size A: 1-7.5 HP
Frame Size B: 10-20 HP
Frame Size C: 25-40 HP
Frame Size D: 50-60 HP
Frame Size E: 75-125 HP

CONTENTS

| | |
|---|---|
| VFD CORE Wiring Diagrams (for every size) | 2 |
| VFD CORE Dimensional Drawings | 3 |
| Frame A NEMA1 3 Contactor | 3 |
| Frame B NEMA1 3 Contactor | 4 |
| Frame C NEMA1 3 Contactor | 5 |
| Frame D NEMA1 3 Contactor | 6 |
| Frame E NEMA1 3 Contactor..... | 7 |



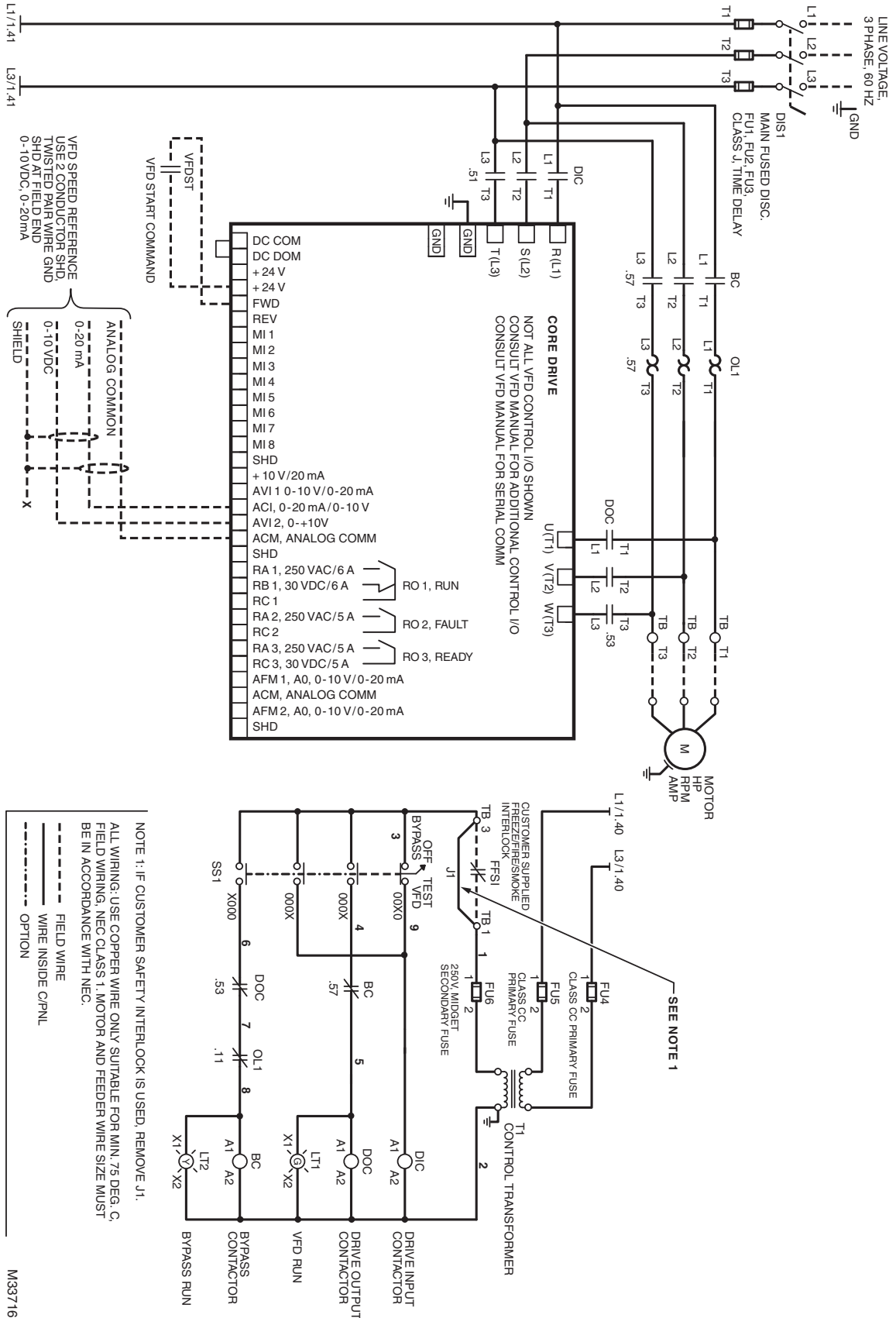
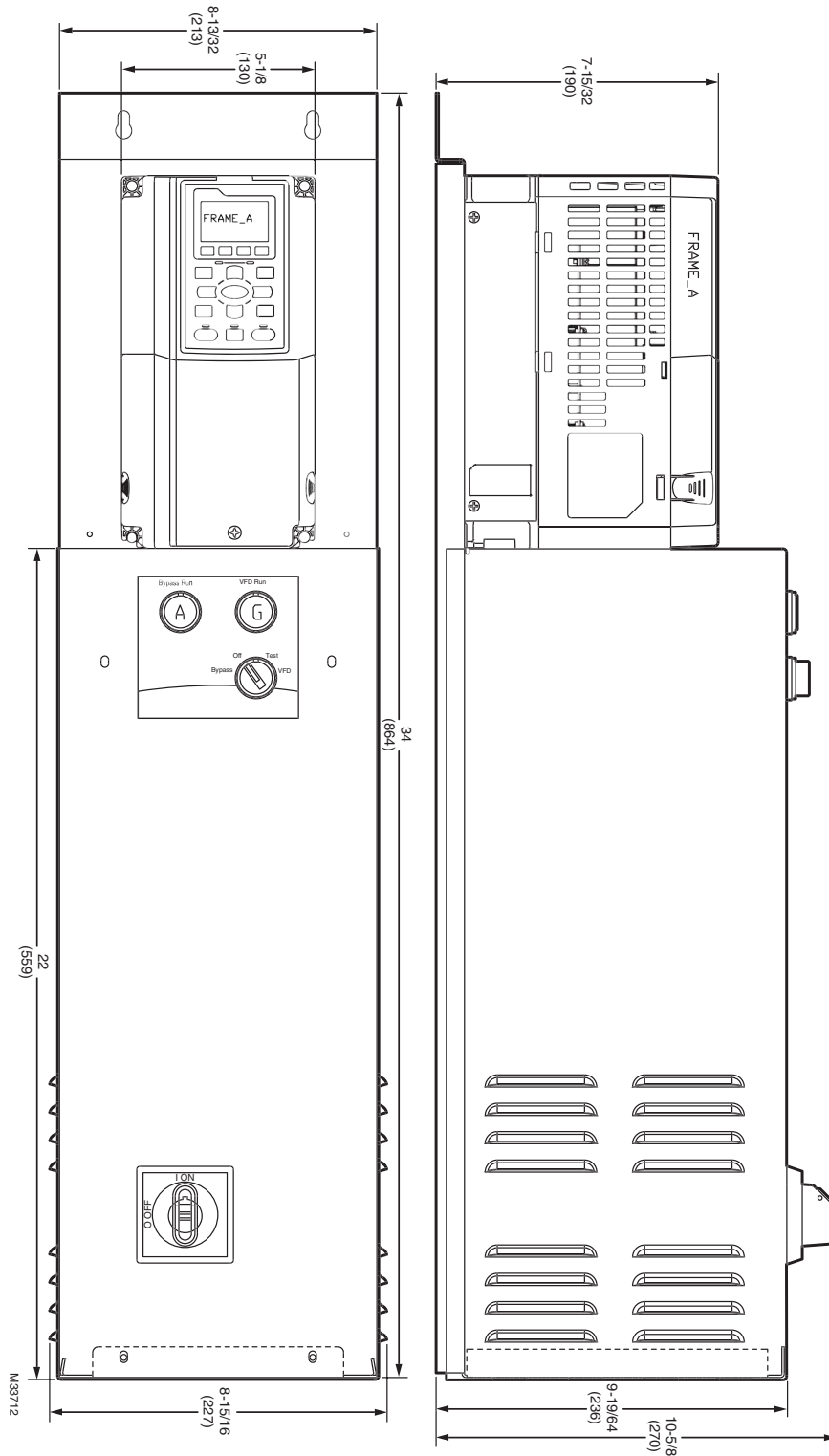


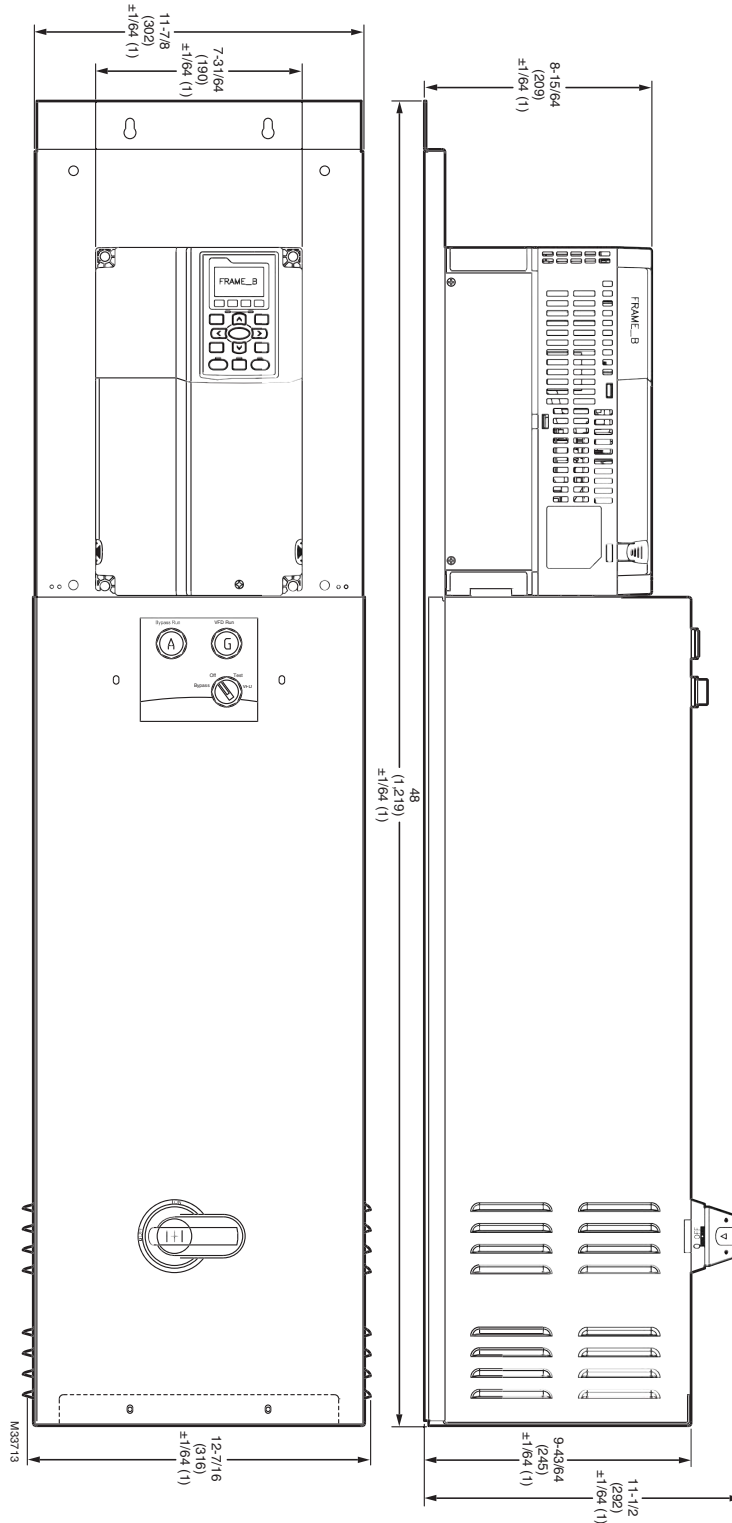
Fig. 1. NEMA1, 3 Contactor Bypass Wiring Diagram



| Frame Size | HP and Voltage | | Configuration | Dimensions | | | | | | Weight (Lb.) |
|------------|----------------|---------|-----------------------------------|------------|-----|----|----|------|-----|--------------|
| | 208/230 Vac | 460 Vac | | W1 | W2 | H1 | H2 | D1 | D2 | |
| A | 1-7.5 HP | 1-10 HP | 3 Contactor with Fused Disconnect | 8.9 | 8.4 | 34 | 22 | 10.6 | 9.3 | 37 |

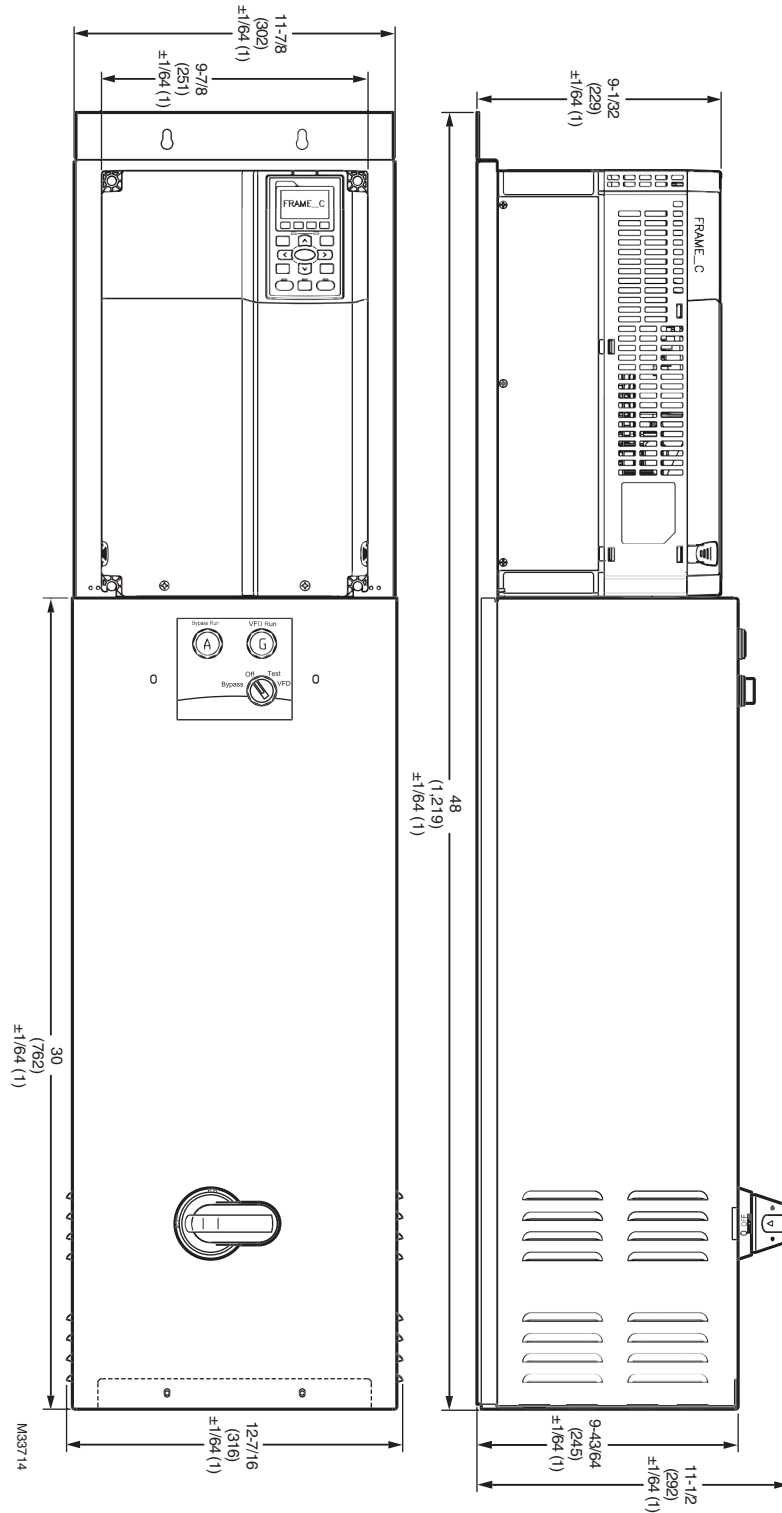
Fig. 2. Frame Size A, NEMA1 , 3 Contactor

VFD CORE WIRING DIAGRAMS AND DIMENSIONAL DRAWINGS: ALL FRAME SIZES



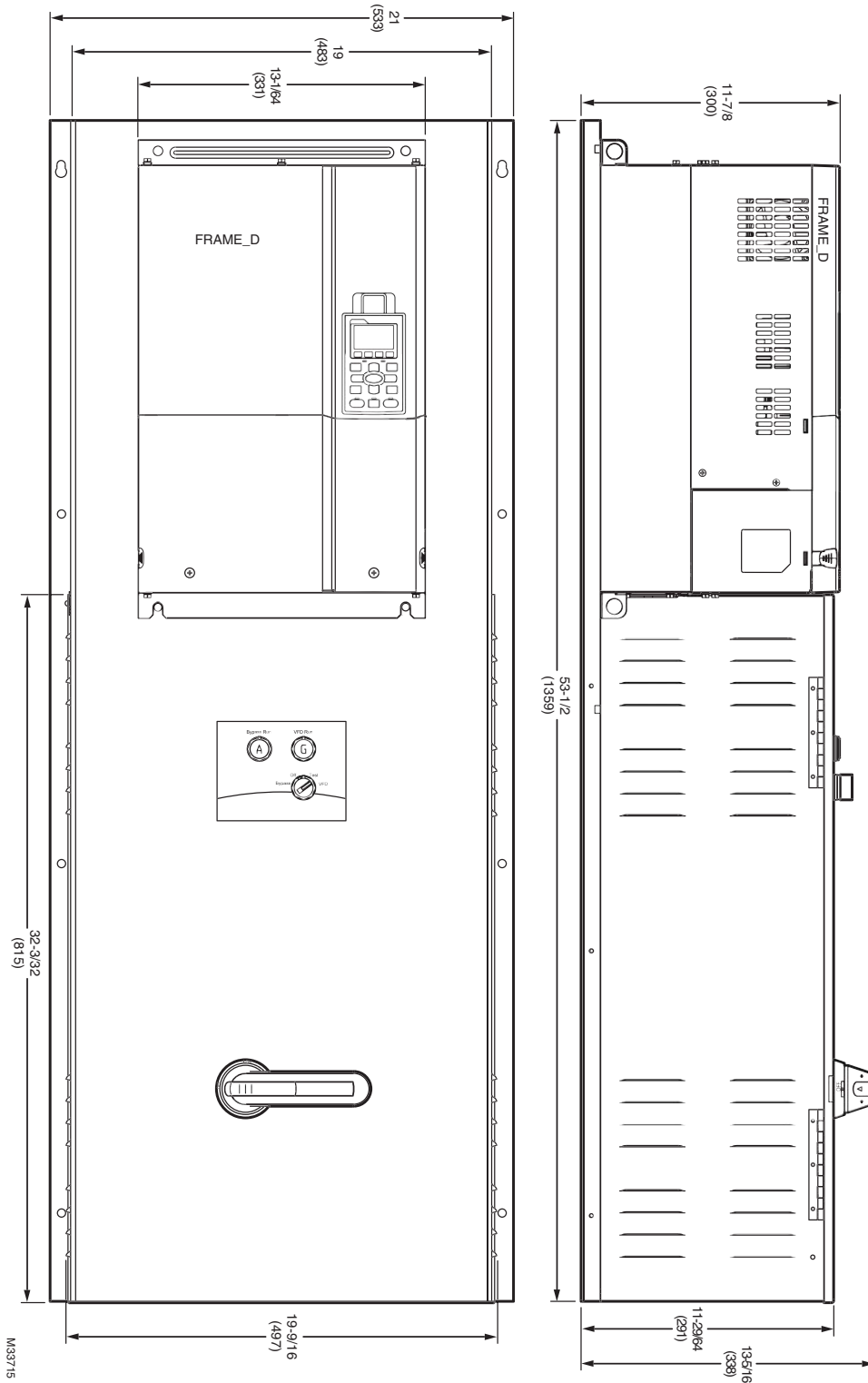
| Frame Size | HP and Voltage | | Configuration | Dimensions | | | | | | Weight (Lb.) |
|------------|----------------|----------|-----------------------------------|------------|------|----|----|------|------|--------------|
| | 208/230 Vac | 460 Vac | | W1 | W2 | H1 | H2 | D1 | D2 | |
| B | 15-20 HP | 10-20 HP | 3 Contactor with Fused Disconnect | 12.4 | 11.8 | 48 | 30 | 11.5 | 9.66 | 67 |

Fig. 3. Frame Size B, NEMA1 , 3 Contactor



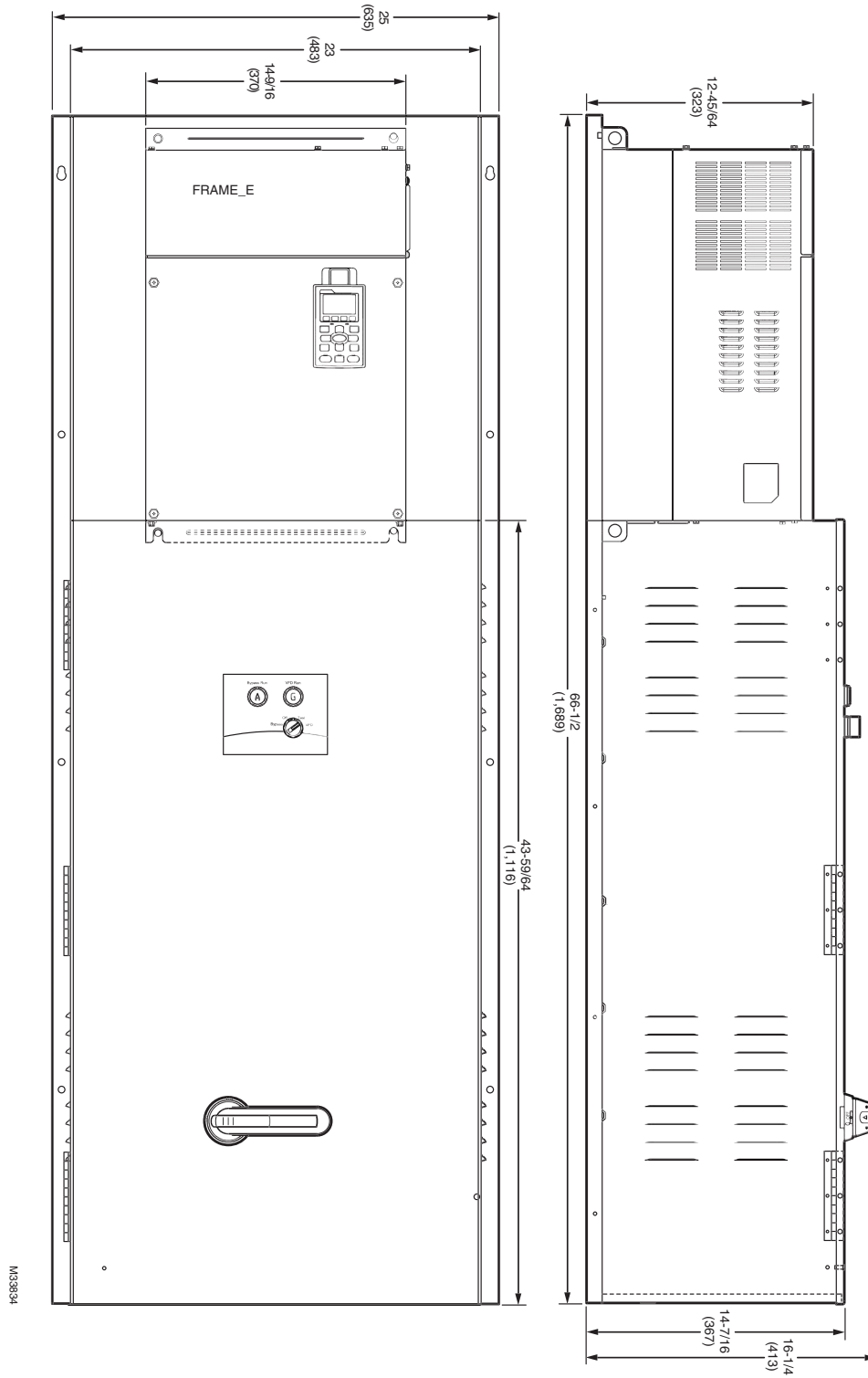
| Frame Size | HP and Voltage | | Configuration | Dimensions | | | | | | Weight (Lb.) |
|------------|----------------|----------|------------------------------------|------------|------|----|----|------|------|--------------|
| | 208/230 Vac | 460 Vac | | W1 | W2 | H1 | H2 | D1 | D2 | |
| C | 25-40 HP | 30-50 HP | 3 Contractor with Fused Disconnect | 12.4 | 11.8 | 48 | 30 | 11.5 | 9.66 | 83 |

Fig. 4. Frame Size C, NEMA1, 3 Contractor



| Frame Size | HP and Voltage | | Configuration | Dimensions | | | | | | Weight (Lb.) |
|------------|----------------|-----------|-----------------------------------|------------|------|------|-------|------|------|--------------|
| | 208/230 Vac | 460 Vac | | W1 | W2 | H1 | H2 | D1 | D2 | |
| D | 50-60 HP | 60-125 HP | 3 Contactor with Fused Disconnect | 21 | 19.5 | 53.5 | 32.08 | 11.4 | 13.3 | 193 |

Fig. 5. Frame Size D, NEMA1, 3 Contactor



| Frame Size | HP and Voltage | | Configuration | Dimensions | | | | | |
|------------|----------------|---------|-----------------------------------|------------|----|------|------|------|------|
| | 208/230 Vac | 460 Vac | | W1 | W2 | H1 | H2 | D1 | D2 |
| E | 75-125 HP | -- | 3 Contactor with Fused Disconnect | 25 | 23 | 66.5 | 43.9 | 16.2 | 14.4 |

Fig. 6. Frame Size E, NEMA1, 3 Contactor

Automation and Control Solutions

Honeywell International Inc.
1985 Douglas Drive North
Golden Valley, MN 55422
customer.honeywell.com

© U.S. Registered Trademark
© 2012 Honeywell International Inc.
63-1372—02 M.S. Rev. 09-12
Printed in United States

Honeywell