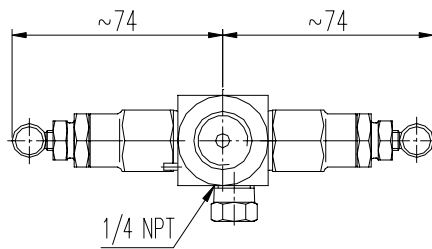
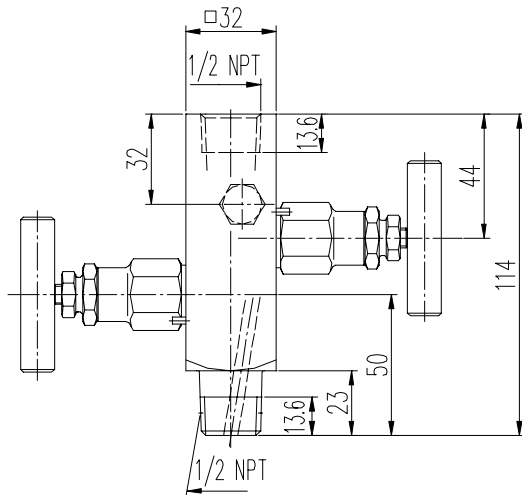
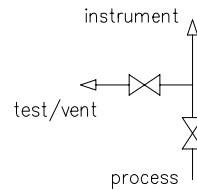
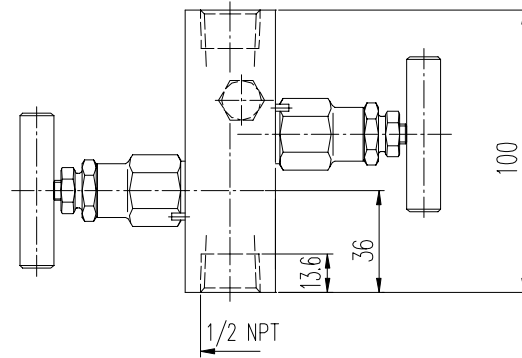


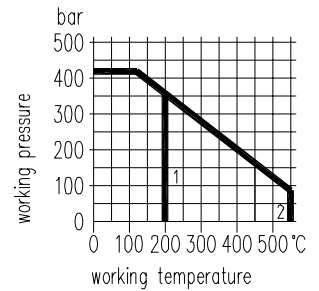
Type 1



Type 2



1 PTFE packing
2 graphite packing



Type	Material	Connections			Part no.
		Inlet	Outlet	Test / Vent	
1	st. st.	1/2 NPT male	1/2 NPT female	1/4 NPT female with screw plug	N354.60.401.05
2	st. st.	1/2 NPT female			N354.60.409.05

Components	Stainless steel ¹⁾
	DIN - Material Number
Body ²⁾	1.4404 / 316L
Bonnet	1.4401 / 316
Valve stem	1.4404 / 316L
Needle tip ³⁾	1.4571
Packing	PTFE up to 200°C (graphite up to 550°C)
Gland nut	1.4301
T-handle	stainless steel

- Working pressure up to 700 bar (10.000 psi) on request
 - External stem thread
 - Stem with cold rolled surface, back seat and non-rotating needle tip
 - The valves can be supplied according to NACE-standard
- On request:
- Anti-tamper facility
 - Panel mounting
 - Extended body on male inlet port
 - Padlocking facility

- 1) Can also be supplied for oxygen service. Please notice order instruction B 3!
- 2) Available with inspection certificate 3.1 acc. to EN 10 204
- 3) Also available with soft tip in KEL-F® (PCTFE) or POM