

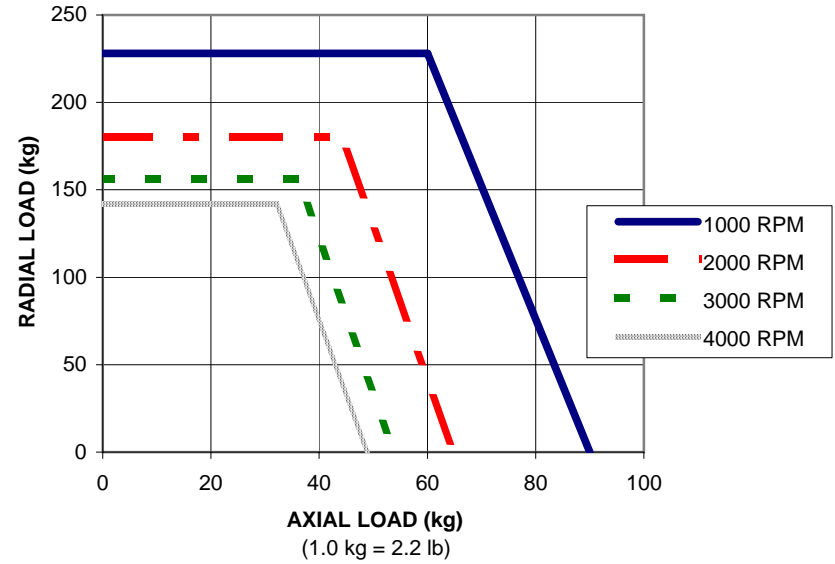
PHASE - NEUTRAL BACK EMF, ENCODER ABSOLUTE POSITION



SIN+, SIN-, COS+, COS- ENCODER OUTPUT WAVEFORMS



SHAFT LOAD RATING for 20,000 hour L10 bearing life and RADIAL LOAD applied mid-way along shaft extension




NOTES:

General Specifications:

1. Motor type: 3 phase, wye winding, permanent magnet rotor, totally enclosed, non-ventilated.	
2. Motor poles:	8
3. Operating Speed, max	3600 RPM
4. Base speed (max speed at peak torque), Ref:	3000 RPM
5. Operating voltage at base speed:	220 VAC RMS
6. Continuous stall torque, max, at max winding temperature in a 40C ambient:	34 Nm (301 lb-in)
7. Winding temperature, max, in a 40C ambient:	140 degrees C
8. Continuous stall current, max:	59.65 Amps 0 to peak
9. Heatsink size, aluminum, attached to front mounting flange for continuous torque specifications:	305 x 305 x 25.4mm (12 x 12 x 1.0 inch)
10. Peak stall torque, max:	58 Nm (513 lb-in)
11. Peak stall current, max:	120.47 Amps 0 to peak
12. Rated Speed (Speed at max continuous power)	2000
13. Continuous output rating, max at rated speed:	5.80 kW (7.77 hp)
14. Continuous torque, max, at rated speed:	27.6 Nm (244 lb-in)
15. Continuous current, Ref, at rated speed:	46.4 Amps 0 to peak
16. Operating voltage, Ref (Not for direct connection to AC line):	240 VAC RMS
17. Insulation class:	155C (Class F)
18. Housing temperature, max:	125C (257F)
19. Ke, +/-10%, phase to phase at 25C +/- 5C:	80 V/kRPM 0 to peak
20. Kt (sine), Ref, at 25C +/- 5C:	0.66 Nm/Amp (5.86 lb-in/Amp) 0 to peak
21. Winding resistance, +/- 10%, phase to phase at 25C +/- 5C:	0.067 ohms
22. Winding inductance, Ref, phase to phase:	1.57 mH
23. Dielectric rating of motor power connections (U,V,W), to ground for 1 second:	1800 VAC RMS 50/60 Hz
24. Audible noise, Ref, at 1 meter distance:	XX dBA
25. Rotor inertia, +/- 10%:	0.02254 kg-m ² (0.19950 lb-in-sec ²)
26. Rotor balancing quality grade:	G-6.3
27. Friction torque, Ref:	0.67 Nm (5.9 lb-in)
28. Friction torque, Ref, with shaft seal option installed:	1.0 Nm (8.85 lb-in)
29. Cogging torque, Ref:	0.46 Nm (4.13 lb-in) peak to peak
30. Thermal resistance, Ref, winding to ambient:	0.37 degrees C/watt
31. Thermal time constant, Ref, winding to ambient:	83 minutes
32. Product weight, Ref:	52.6 kg (115.8 lb)
33. Shipping weight, Ref:	57.16 kg (125.9 lb)
34. Operating ambient temperature:	0C to 40C (32F to 104F)

Notes:

- "Ref" denotes untoleranced specifications, provided for reference only.
- Speed, torque and current specifications are for operation with Allen Bradley drives.

	CONFIDENTIAL AND PROPRIETARY INFORMATION	Engineering Specification Electrical		Sheet 2 of 5	
	THIS DOCUMENT CONTAINS CONFIDENTIAL AND PROPRIETARY INFORMATION OF ROCKWELL AUTOMATION, INC. AND MAY NOT BE USED, COPIED OR DISCLOSED TO OTHERS, EXCEPT WITH THE AUTHORIZED WRITTEN PERMISSION OF ROCKWELL AUTOMATION, INC.	MPM-A2153F-MJ74AA		Size A	10000073869
		Dr. Scott Johnson	Date 08-26-09		Ver 01

General Specifications, continued:

- 35. Storage ambient temperature: -30C to 70C (-22F to 158F)
- 36. Relative humidity, non-condensing: 5% to 95%
- 37. Liquid / dust protection: IP66
- 38. Shock, max, 6 msec duration: 20 g peak
- 39. Vibration, max, 30 to 2000 Hz: 2.5 g peak
- 40. Shaft material: Steel, 1144
- 41. Paint, color: Black
- 42. Shaft, key (if provided), front mounting surface, and connector mating surfaces are not painted.

Feedback Specifications:

- 1. SIN, COS waveform output: 1024 sinusoids/rev
- 2. SIN, COS waveform amplitude, ± 10%: 1.0 VAC peak to peak
- 3. SIN -, COS - voltage offset with respect to ECOM ±0.3 VDC: 2.5 VDC
- 4. EPWR 5V (encoder power) input voltage: N/A
- 5. EPWR 5V continuous input current,max, at 5.0 VDC: N/A
- 6. EPWR 5V inrush input current, max, when connected to Kinetix6000 drive: N/A
- 7. EPWR 9V (encoder power) input voltage: 7.0 to 12.0 VDC
- 8. EPWR 9V continuous input current,max, at 9.0 VDC: 80 mADC
- 9. EPWR 9V inrush input current, max, when connected to Kinetix6000 drive: 3.9 ADC
- 10. TS+, TS- thermostat operating voltage, max: 250 Volts
- 11. TS+, TS- thermostat continuous current, max, at 0.6 power factor: 1.6 Amps
- 12. TS+, TS- thermostat continuous current, max, at 1.0 power factor: 2.5 Amps
- 13. DATA+, DATA- signal type, rate, asynchronous: RS 485, 9600 baud
- 14. Communication hierarchy: Encoder is slave, communication is externally initiated.
- 15. Single turn absolute position value range: 0 to 32,767 (15 bit)
- 16. Absolute position data: Binary, value increases with CW shaft rotation viewing motor mounting face.
- 17. Data (byte) format: Start bit, 8 data bits, parity bit, stop bit.
- 18. Memory storage capacity, EEPROM: 128 bytes
- 19. Encoder temperature data: Binary value of encoder temperature in degrees C.

Notes:

- 1. "Ref" denotes untoleranced specifications, provided for reference only.


	CONFIDENTIAL AND PROPRIETARY INFORMATION	Engineering Specification Electrical		Sheet 3 of 5	
	THIS DOCUMENT CONTAINS CONFIDENTIAL AND PROPRIETARY INFORMATION OF ROCKWELL AUTOMATION, INC. AND MAY NOT BE USED, COPIED OR DISCLOSED TO OTHERS, EXCEPT WITH THE AUTHORIZED WRITTEN PERMISSION OF ROCKWELL AUTOMATION, INC.	MPM-A2153F-MJ74AA		Size	10000073869
	Dr. Scott Johnson	Date	08-26-09	A	Ver 01

Brake Specifications:

1. Type: Spring-set holding brake, releases when voltage applied.
2. Holding torque, max: 70 Nm (619 lb-in)
3. Voltage input, +15/-10%, may be applied either polarity: 24 VDC
4. Current input, +/- 10%, at 24 VDC, at 25C +/- 5C: 2.05 ADC
5. Coil resistance, +/-10%, at 25C +/- 5C: 11.76 Ohms
6. Coil resistance, +/-10%, with motor operating at max continuous stall torque rating in a 40C ambient: 16.46 Ohms
7. Release time delay (when voltage applied), Ref: 200 msec
8. Engage time delay, (when voltage removed), Ref, with diode used as arc suppression device
in external control circuit: 900 msec
9. Engage time delay, (when voltage removed), Ref, with MOV used as arc suppression device
in external control circuit: 120 msec
10. Rotational backlash, Ref, with brake engaged: 25 arc minutes
11. Dielectric rating of brake connections (MBRK+, MBRK-) to ground for 1 second: 1200 VAC RMS 50/60 Hz

Notes:

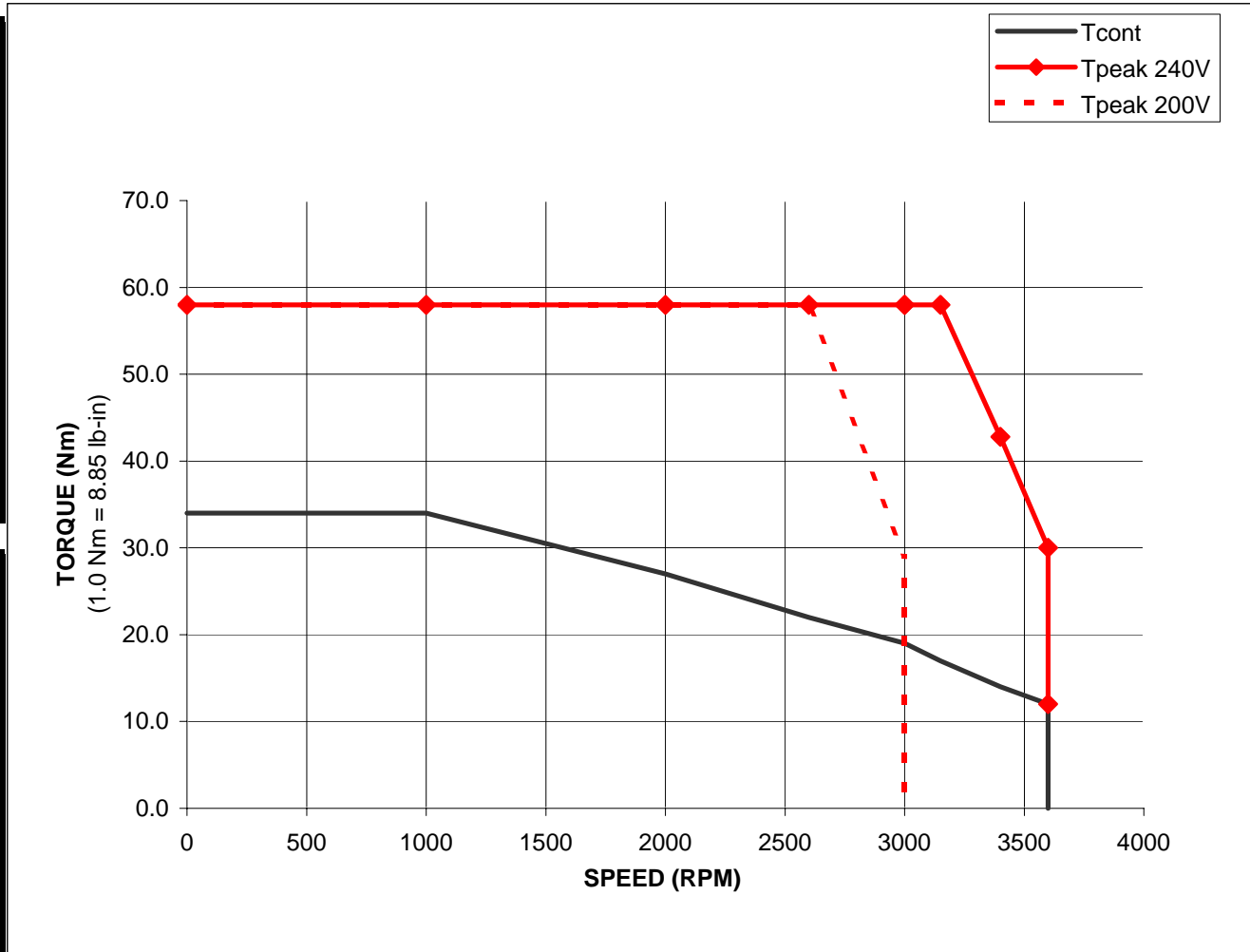
1. "Ref" denotes untoleranced specifications, provided for reference only.

	CONFIDENTIAL AND PROPRIETARY INFORMATION	Engineering Specification Electrical		Sheet 4 of 5	
	THIS DOCUMENT CONTAINS CONFIDENTIAL AND PROPRIETARY INFORMATION OF ROCKWELL AUTOMATION, INC. AND MAY NOT BE USED, COPIED OR DISCLOSED TO OTHERS, EXCEPT WITH THE AUTHORIZED WRITTEN PERMISSION OF ROCKWELL AUTOMATION, INC.	MPM-A2153F-MJ74AA		Size	10000073869
	Dr. Scott Johnson		Date	08-26-09	A

**MPM-A2153F-Mxx4xx Performance with 2098-DSD-150,
3 Phase at 240 VAC Drive Input, 40C Motor Ambient**

SPEED RPM	TORQUE		
	Tcont	Tpeak 240V	Tpeak 200V
	Nm	Nm	Nm
0	34	58	58
1000	34	58	58
2000	27	58	58
2600	22	58	58
3000	19	58	29
3000	19	58	0
3150	17	58	#N/A
3400	14	42.8	#N/A
3600	12	30	#N/A
3600	0	12	#N/A
#N/A	#N/A	#N/A	#N/A
#N/A	#N/A	#N/A	#N/A

SPEED RPM	TORQUE		
	Tcont	Tpeak 240V	Tpeak 200V
	lb-in	lb-in	lb-in
0	300.9	513.3	513.3
1000	300.9	513.3	513.3
2000	239.0	513.3	513.3
2600	194.7	513.3	513.3
3000	168.2	513.3	256.7
3000	168.2	513.3	0.0
3150	150.5	513.3	#N/A
3400	123.9	378.8	#N/A
3600	106.2	265.5	#N/A
3600	0.0	106.2	#N/A
#N/A	#N/A	#N/A	#N/A
#N/A	#N/A	#N/A	#N/A



Notes:

1. Nm torque values shown are converted from tested lb-in data.