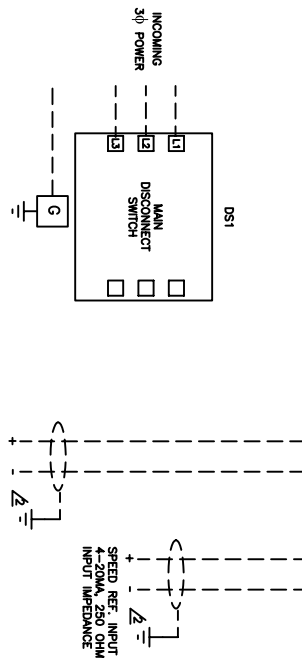
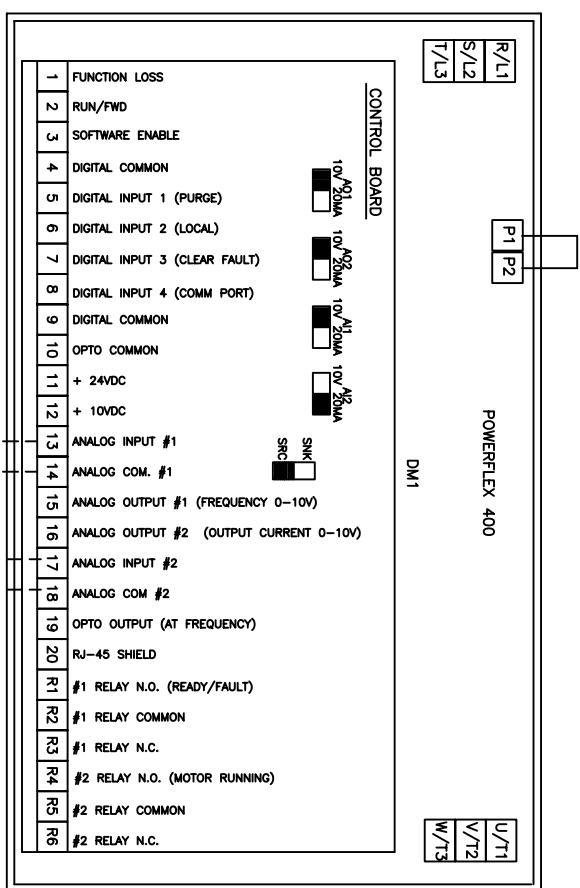
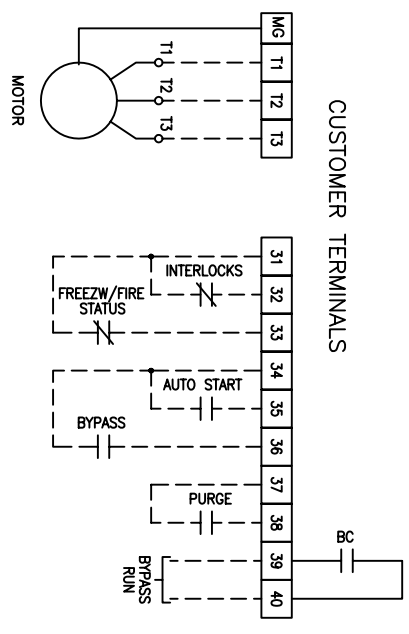


01 02 03 04 05 06 07 08 09 10 11 12 13 14 15 16 17 18 19 20 21 22 23 24 25 26 27 28 29 30 31 32 33 34 35 36 37 38 39 40 41 42



Δ OPENING OF THE FREEZE/FIRE INTERLOCK WILL REQUIRE MANUAL RESET.  
 Δ WHEN IN "AUTO MODE" SPEED REFERENCE WILL COME FROM 0-10V SOURCE WIRING TO ANALOG INPUT #1. IF 4-20MA SOURCE IS TO BE USED, P038 [SPEED REFERENCE] = 3 "ANALOG IN2".  
 — CONNECTIONS SUPPLIED BY CUSTOMER



REV.	DATE	BY	ECN/CR. NO.
A	11/24/04	JRF	
B	2/2/05	JRF	
C	11/1/07	AVR	

DR. BY	JRF/ACI	CHK. BY	JFH/ACI	ENG. DATE
DATE	4/5/04	DATE	4/6/04	DATE

DR. BY	JRF/ACI	CHK. BY	JFH/ACI	ENG. DATE
DATE	4/5/04	DATE	4/6/04	DATE

DRG. NO.	97D00704 -	NEXT SH.	1	SH. NO.	1
----------	------------	----------	---	---------	---



THIS DRAWING IS THE PROPERTY OF ROCKWELL AUTOMATION, INC. OR ITS SUBSIDIARIES AND MAY NOT BE COPIED, USED OR DISCLOSED FOR ANY PURPOSE EXCEPT AS AUTHORIZED IN WRITING BY ROCKWELL AUTOMATION, INC.  
 TITLE: **CONNECT DRIVING - PF400, STYLE B**  
 3-50HP @ 208VAC & 3-150HP @ 460VAC

01 02 03 04 05 06 07 08 09 10 11 12 13 14 15 16 17 18 19 20 21 22 23 24 25 26 27 28 29 30 31 32 33 34 35 36 37 38 39 40 41 42