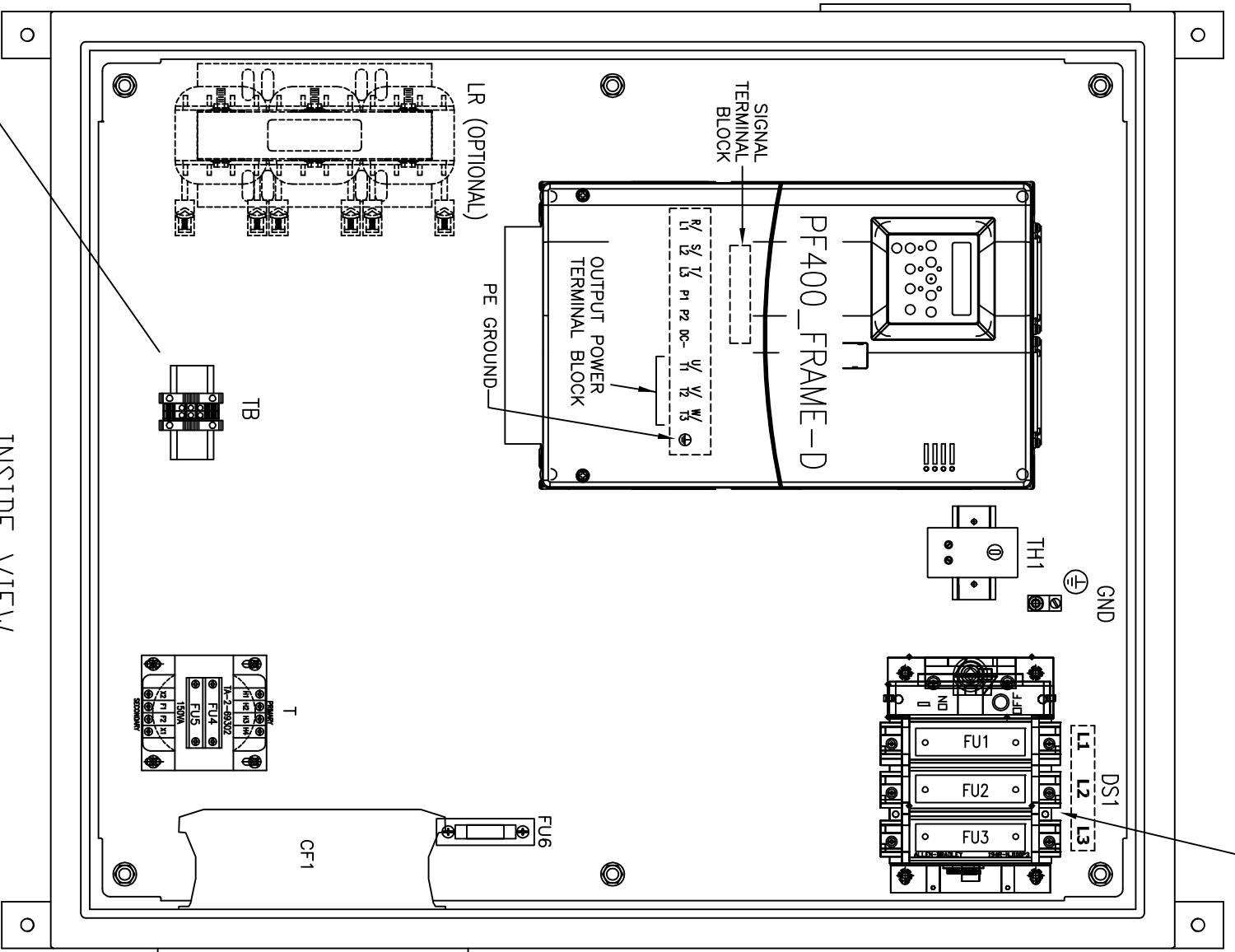
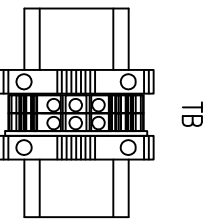


FRONT VIEW



INSIDE VIEW  
DOOR NOT SHOWN FOR CLARITY

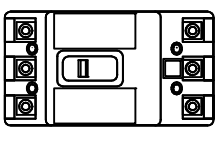
34 35

INPUT POWER  
TERMINAL BLOCK

OPTIONAL CIRCUIT BREAKER

CBI

L1 L2 L3



DATE	BY	APPROVAL
	DESIGN REVIEW	
	FDR MANUFACTURING	
	AS SHIPPED	
	AS COMMISSIONED	

REV.	DATE	BY	ECN/CR. NO.
A	2/2/06	REH	
B	8/3/06	JCL	
C	11/15/06	REH	
D	12/22/06	REH	
E	2/7/08	JCL	
F	2/27/08	AWR	
G	7/2/08	ALB	

DR. BY REH/ACI	CHK. BY JFH/ACI	ENG. DATE	DWG. NO.	NEXT SH.	1	SH. IND.	1
DATE 11/21/05	DATE	DATE	95D01576 --				

THIS DRAWING IS THE PROPERTY OF ROCKWELL AUTOMATION, INC. OR ITS SUBSIDIARIES AND MAY NOT BE COPIED, USED OR DISCLOSED FOR ANY PURPOSE EXCEPT AS AUTHORIZED IN WRITING BY ROCKWELL AUTOMATION, INC.

TITLE  
LAYOUT DRAWING  
PF400, FRAME D, STYLE A, 15-20HP @ 208VAC, 25-40HP @ 480VAC  
NEMA 12

DATE	BY	APPROVAL
	DESIGN REVIEW	
	FDR MANUFACTURING	
	AS SHIPPED	
	AS COMMISSIONED	