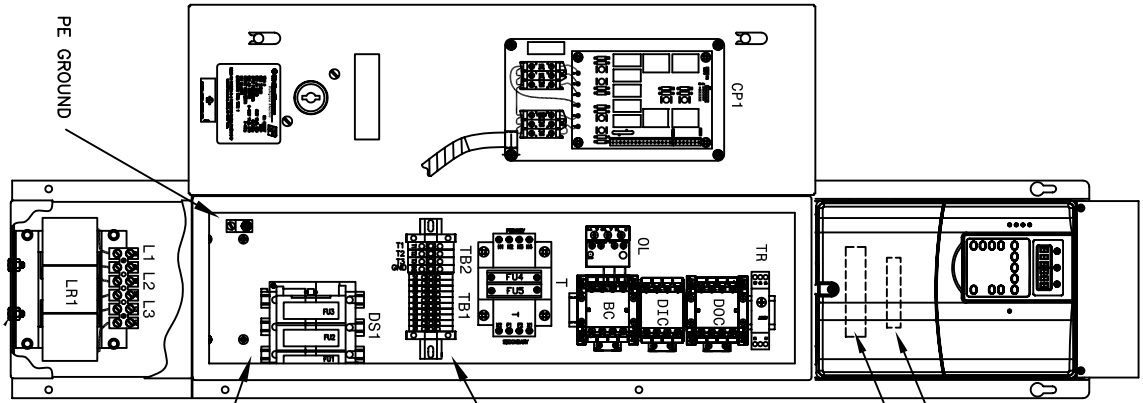
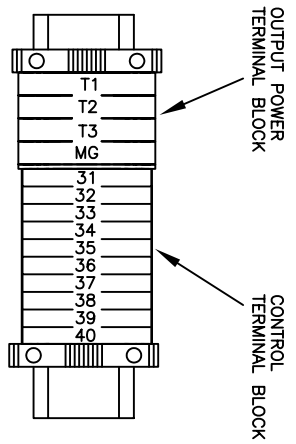


01
02
03
04
05
06
07
08
09
10
11
12
13
14
15
16
17
18
19
20
21
22



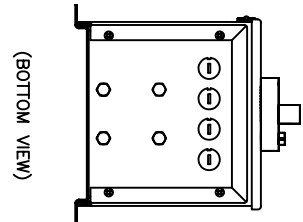
SIGNAL
TERMINAL BLOCK
POWER
TERMINAL BLOCK

INPUT POWER
TERMINAL BLOCK



OUTPUT POWER
TERMINAL BLOCK

CONTROL
TERMINAL BLOCK



DATE	BY	APPROVAL
		DESIGN REVIEW
		FOR MANUFACTURING
		AS SHIPPED
		AS COMMISSIONED

REV.	DATE	BY	ECN/GR. NO.
A	11/1/07	AMR	

DR. BY JAF/ACI	CHK. BY JFH/ACI	ENG.
DATE 2/1/05	DATE 2/1/05	DATE

Rockwell Automation

TITLE: **TERMINAL COMPONENT AND TERMINAL BLOCK LOCATIONS**
 STYLE: **3**
 PRT: **PT70**
 SFP: **208VAC, 7.5-10HP & 460VAC & 575VAC**

DWG. NO. **95D01257-**

THIS DRAWING IS THE PROPERTY OF ROCKWELL AUTOMATION, INC. OR ITS SUBSIDIARIES AND MAY NOT BE COPIED, USED OR DISCLOSED FOR ANY PURPOSE EXCEPT AS AUTHORIZED IN WRITING BY ROCKWELL AUTOMATION, INC.

01
02
03
04
05
06
07
08
09
10
11
12
13
14
15
16
17
18
19
20
21
22