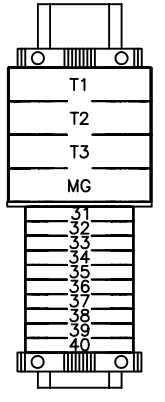
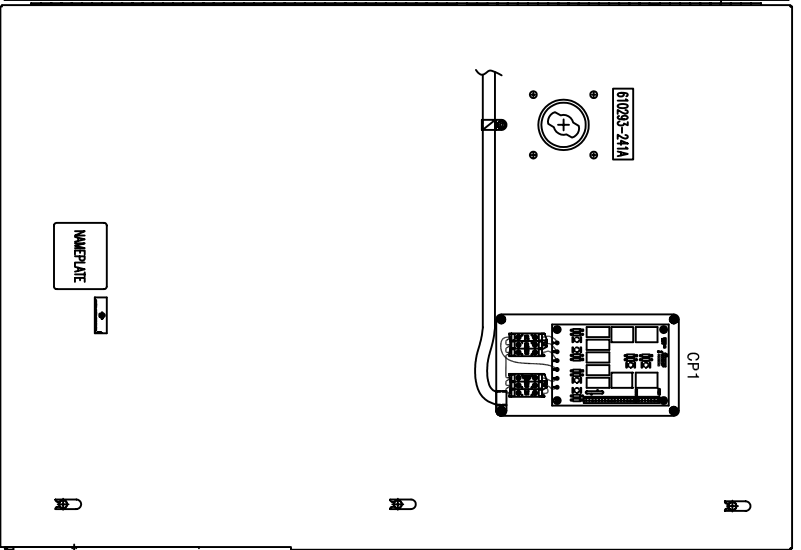
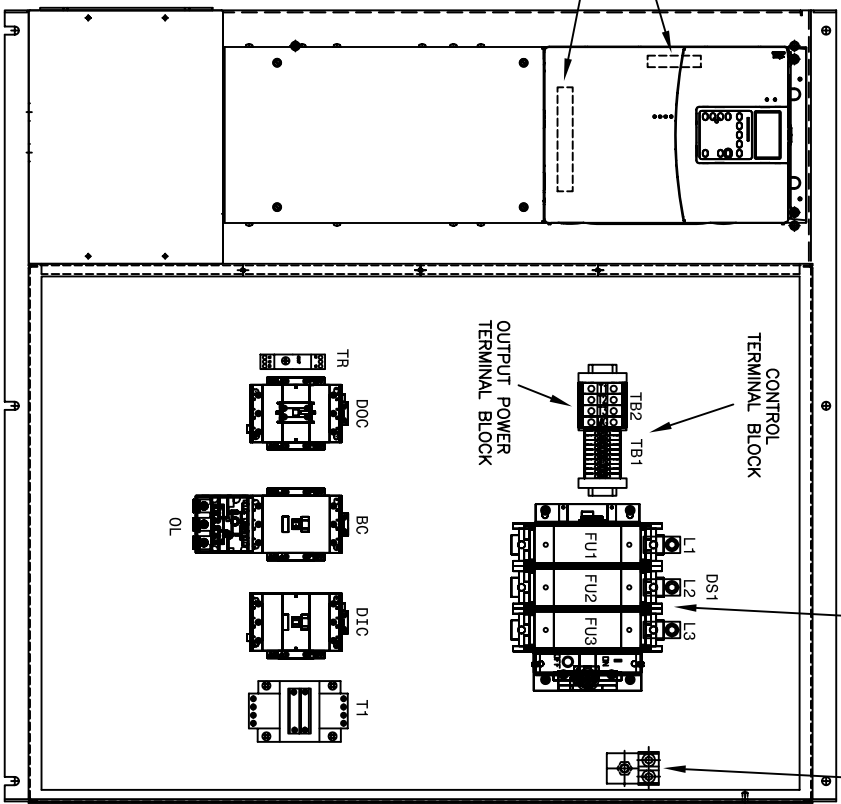


01 02 03 04 05 06 07 08 09 10 11 12 13 14 15 16 17 18 19 20 21 22 23 24 25 26 27 28 29 30 31 32 33 34 35 36 37 38 39 40 41 42



INPUT POWER
TERMINAL BLOCK

PE GROUND



DATE	BY	APPROVAL
		DESIGN REVIEW
		FOR MANUFACTURING
		AS COMMISSIONED

REV. I.	DATE	BY	ECN/CR. NO.
A	1/24/05	JRF	
B	4/10/06	REH	
C	5/1/07	REH	
D	11/1/07	AMR	

DR. BY JRF/ACI	CHK. BY JFH/ACI	ENG. DATE
DATE 1/24/05	DATE 1/24/05	

Rockwell Automation

THIS DRAWING IS THE PROPERTY OF ROCKWELL AUTOMATION, INC. OR ITS SUBSIDIARIES AND MAY NOT BE COPIED, USED OR DISCLOSED FOR ANY PURPOSE EXCEPT AS AUTHORIZED IN WRITING BY ROCKWELL AUTOMATION, INC.

TITLE: **TERMINAL COMPONENT AND TERMINAL BLOCK LEGATIONS**
 PFT00, STYLE B, 60HP & 460VAC & 60HP & 575VAC

DWG. NO. 95D01222 -

NEXT SH.	1
SH. NO.	1

01 02 03 04 05 06 07 08 09 10 11 12 13 14 15 16 17 18 19 20 21 22 23 24 25 26 27 28 29 30 31 32 33 34 35 36 37 38 39 40 41 42