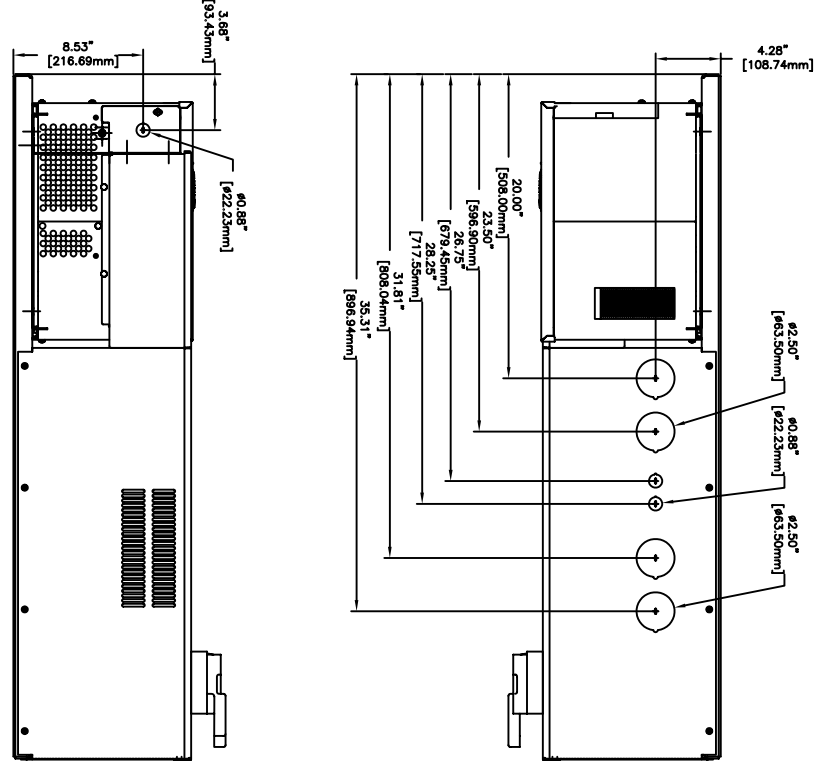
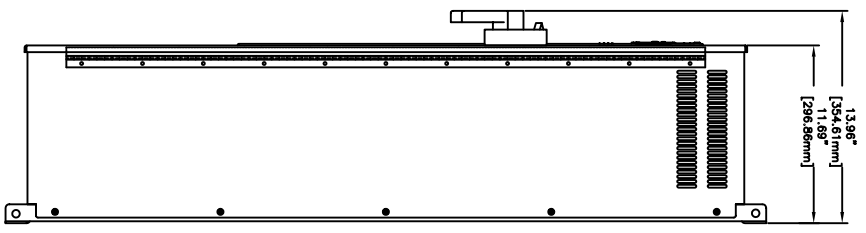
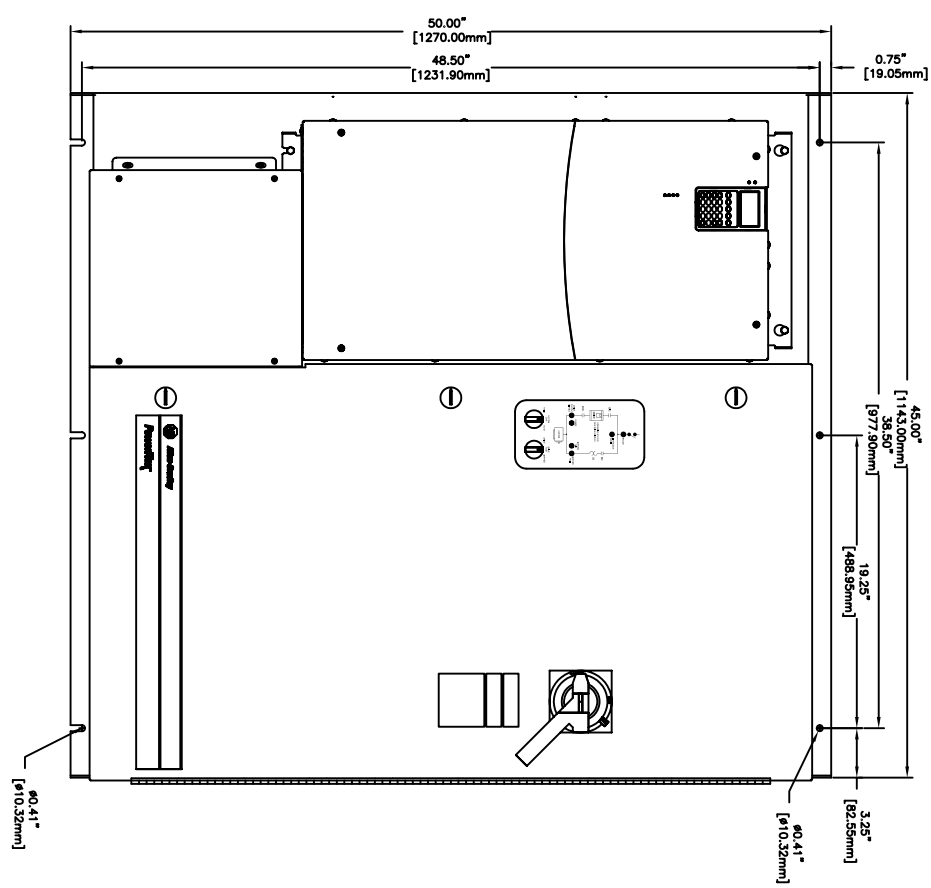


01  
02  
03  
04  
05  
06  
07  
08  
09  
10  
11  
12  
13  
14  
15  
16  
17  
18  
19  
20  
21  
22



|      |     |                   |
|------|-----|-------------------|
| DATE | BY  | APPROVAL          |
|      | JRF | DESIGN REVIEW     |
|      | JRF | FOR MANUFACTURING |
|      | JRF | AS SHIPPED        |
|      | JRF | AS COMMISSIONED   |

|      |        |     |             |
|------|--------|-----|-------------|
| REV. | DATE   | BY  | ECN/CR. NO. |
| A    | 2/9/05 | JRF |             |
|      |        |     |             |
|      |        |     |             |
|      |        |     |             |

|   |   |         |          |           |  |
|---|---|---------|----------|-----------|--|
| DR. BY  | JRF/ACI                                 | CHK. BY | JFH/ACI  | ENG. DATE |  |
| DATE  | 10/14/04                                | DATE    | 10/14/04 | DATE      |  |
| <b>Rockwell Automation</b>  |   |         |          |           |  |
| THIS DRAWING IS THE PROPERTY OF ROCKWELL AUTOMATION, INC. OR ITS SUBSIDIARIES AND MAY NOT BE COPIED, USED OR DISCLOSED FOR ANY PURPOSE EXCEPT AS AUTHORIZED IN WRITING BY ROCKWELL AUTOMATION, INC. |   |         |          |           |  |
| TITLE   | PANEL REPAIRING - PT700, STYLE 3        |         |          |           |  |
| REV.  | 125-150HP & 450VAC & 125-150HP & 575VAC |         |          |           |  |
| DWG. NO.  | 93ED01086 -                             |         |          |           |  |
| NEXT SH.  | 1                                       |         |          |           |  |
| SH. NO.   | 1                                       |         |          |           |  |

01  
02  
03  
04  
05  
06  
07  
08  
09  
10  
11  
12  
13  
14  
15  
16  
17  
18  
19  
20  
21  
22