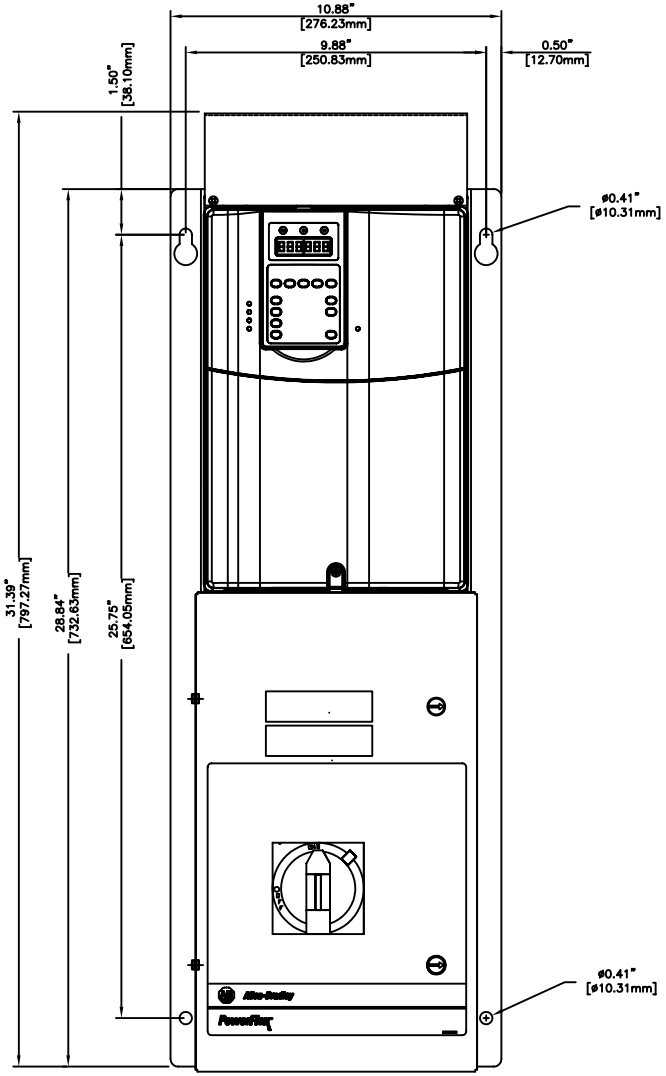


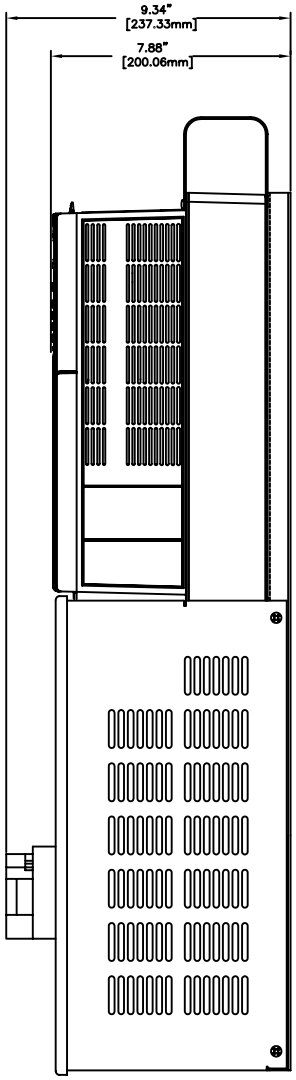


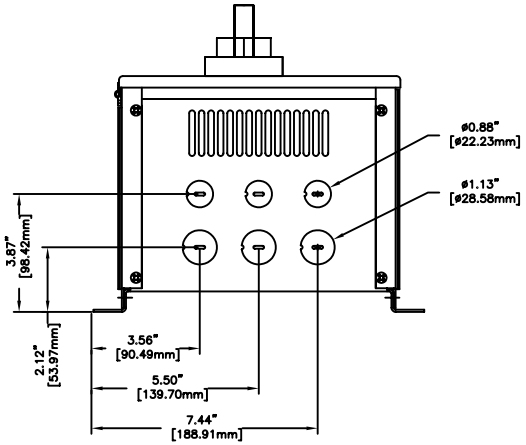


| DATE | BY | APPROVAL |
|---|---|---|
| | | DESIGN REVIEW |
| | | FOR MANUFACTURING |
| | | AS SHIPPED |
| | | AS COMMISSIONED |

| REV. | DATE | BY | ECN/CR. NO. |
|---|---|---|---|
| A | 12/7/04 | JRF | |

Rockwell Automation

THIS DRAWING IS THE PROPERTY OF ROCKWELL AUTOMATION, INC. OR ITS SUBSIDIARIES AND MAY NOT BE COPIED, USED OR DISCLOSED FOR ANY PURPOSE EXCEPT AS AUTHORIZED IN WRITING BY ROCKWELL AUTOMATION, INC.

TITLE
OUTLINE DRAWING - PF70, STYLE A
7.5-10HP @ 208VAC, 15-25HP @ 460VAC & 15-25HP @ 575VAC

| DR. BY JRF/ACI DATE 12/7/04 | CHK. BY JFH/ACI DATE 12/7/04 | ENG. DATE | DWG. NO. 95D01079 - | NEXT SH. 1 | SH. NO. 1 |
|---|---|---|---|---|---|

12/7/04