

Spring-Clamp Connection Terminal Blocks

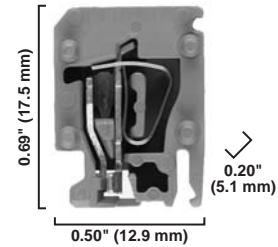


Sensor Blocks — 3-Wire

1492-LS2-3*
1492-LS2-3L*

1492-LSG2-3*

1492-LS2-BR
1492-LS2-B
1492-LSG2

Dimensions are not intended to be used for manufacturing purposes.

Note: Height dimension is measured from top of rail to top of terminal block.

Specifications	3 conductor sensor block base for plug in distribution blocks			3 conductor sensor ground block base for plug in distribution blocks			Plug in Distribution blocks — internally jumpered		
Certifications		CSA	IEC		CSA	IEC		CSA	IEC
Voltage Rating (without LED)	300V AC/DC		250V AC/DC	300V AC/DC		250V AC/DC	300V AC/DC		250V AC/DC
Voltage Rating (with LED)	5...30V AC/DC			—			5...30V AC/DC		
Maximum Current	10 A		17.5 A	10 A		17.5 A	10 A		17.5 A
Wire Range (Rated Cross Section)	#26...14 AWG		1.5 mm ²	#26...14 AWG		1.5 mm ²	#26...14 AWG		1.5 mm ²
Wire Strip Length	0.31 in. (8 mm)			0.31 in. (8 mm)			0.31 in. (8 mm)		
Density	59 pcs/ft (196 pcs/m)			59 pcs/ft (196 pcs/m)			59 pcs/ft (196 pcs/m)		
Housing Temperature Range	-58...+248 °F (-50...+120 °C)			-58...+248 °F (-50...+120 °C)			-58...+248 °F (-50...+120 °C)		
Terminal Blocks	Cat. No.	Pkg Qty.		Cat. No.	Pkg Qty.		Cat. No.	Pkg Qty.	
Color: Grey (Without LED)	1492-LS2-3	50		—	—		—	—	
Grey (With LED)	1492-LS2-3L	50		—	—		—	—	
Green/Yellow	—	—		1492-LSG2-3	20		1492-LSG2	100	
Brown	—	—		—	—		1492-LS2-BR	100	
Blue	—	—		—	—		1492-LS2-B	100	
Accessories	Cat. No.	Pkg Qty.		Cat. No.	Pkg Qty.		Cat. No.	Pkg Qty.	
Mounting Rails:									
1 m Symmetrical DIN (Steel)	199-DR1	10		199-DR1	10		—	—	
1 m Symmetrical DIN (Aluminum)	1492-DR5	10		1492-DR5	10		—	—	
1 m Hi-Rise Sym. DIN (Aluminum)	1492-DR6	2		1492-DR6	2		—	—	
1 m Angled Hi-Rise Sym. DIN (Steel)	1492-DR7	2		1492-DR7	2		—	—	
End Barriers Grey	1492-EBLS2-3	50		1492-EBLS2-3	50		Not required	—	
End Anchors and Retainers Screwless End Retainer	1492-ERL35	20		1492-ERL35	20		—	—	
DIN Rail — Normal Duty	1492-EAJ35	100		1492-EAJ35	100		—	—	
DIN Rail — Heavy Duty	1492-EAHJ35	50		1492-EAHJ35	50		—	—	
Jumpers:									
Plug-in Center Jumper — 50-Pole	1492-CJK5-50	10		—	—		—	—	
Plug-in Center Jumper — 10-Pole	1492-CJK5-10	20		—	—		—	—	
Plug-in Center Jumper — 9-Pole	1492-CJK5-9	20		—	—		—	—	
Plug-in Center Jumper — 8-Pole	1492-CJK5-8	20		—	—		—	—	
Plug-in Center Jumper — 7-Pole	1492-CJK5-7	20		—	—		—	—	
Plug-in Center Jumper — 6-Pole	1492-CJK5-6	20		—	—		—	—	
Plug-in Center Jumper — 5-Pole	1492-CJK5-5	20		—	—		—	—	
Plug-in Center Jumper — 4-Pole	1492-CJK5-4	60		—	—		—	—	
Plug-in Center Jumper — 3-Pole	1492-CJK5-3	60		—	—		—	—	
Plug-in Center Jumper — 2-Pole	1492-CJK5-2	60		—	—		—	—	
Other Accessories:									
Reducing Sleeves 28...24 AWG (0.13...0.2 mm ²) White	1492-PSLS2-2	100		—	—		1492-PSLS2-2	100	
Reducing Sleeves 22...20 AWG (0.25...0.5 mm ²) Grey	1492-PSLS2-5	100		—	—		1492-PSLS2-5	100	
Marking Systems: Snap-In Marker Cards	1492-M5X5 (200/card)	5		1492-M5X5 (200/card)	5		—	—	

* A combination of two distribution blocks must be used with each base block.