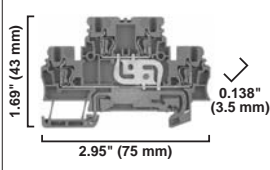

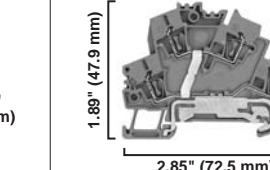


Spring-Clamp Connection Terminal Blocks

Grounding Blocks, Continued

	1492-LDG2C			1492-LDG3				1492-LDG3C				
<p>Dimensions are not intended to be used for manufacturing purposes. Note: Height dimension is measured from top of rail to top of terminal block.</p> 												
Specifications	Single-Circuit, Two-level Ground Block with 2 Connection Points on Each Side			Two-Circuit Block with 1 Feed-through and 1 Ground Circuit				Single-Circuit, Two-level Ground Block with 2 Connection Points on Each Side				
Certifications		CSA	IEC		CSA	IEC	ATEX		CSA	IEC	ATEX	
Voltage Rating	—	—	—	600V AC/DC		800V AC/DC	550V AC/DC	—	—	—	—	
Maximum Current	Grounding			20 A	25 A	24 A	20 A	Grounding				
Wire Range (Rated Cross Section)	#28...16 AWG		1.5 mm ²	#26...12 AWG	#30...12 AWG	2.5 mm ²	0.5...2.5 mm ² (#20...14 AWG)	#26...12 AWG	#30...12 AWG	2.5 mm ²	0.5...2.5 mm ² (20...14 AWG)	
Wire Strip Length	0.39 in. (10 mm)			0.39 in. (10 mm)				0.39 in. (10 mm)				
Density	87 pcs/ft (285 pcs/m)			59 pcs/ft (196 pcs/m)				59 pcs/ft (196 pcs/m)				
Housing Temperature Range	-58...+248 °F (-50...+120 °C)			-58...+248 °F (-50...+120 °C)				-58...+248 °F (-50...+120 °C)				
Terminal Blocks		Cat. No.	Pkg Qty.		Cat. No.	Pkg Qty.		Cat. No.	Pkg Qty.		Cat. No.	Pkg Qty.
Color: Green/Yellow		1492-LDG2C	50		—	—		1492-LDG3C	25		—	—
Grey		—	—		1492-LDG3	25		—	—		—	—
Accessories		Cat. No.	Pkg Qty.		Cat. No.	Pkg Qty.		Cat. No.	Pkg Qty.		Cat. No.	Pkg Qty.
Mounting Rails:												
1 m Symmetrical DIN (Steel)		199-DR1	10		199-DR1	10		199-DR1	10		199-DR1	10
1 m Symmetrical DIN (Aluminum)		1492-DR5	10		1492-DR5	10		1492-DR5	10		1492-DR5	10
1 m Hi-Rise Symmetrical DIN (Aluminum)		1492-DR6	2		1492-DR6	2		1492-DR6	2		1492-DR6	2
1 m Angled Hi-Rise Sym. DIN (Steel)		1492-DR7	2		1492-DR7	2		1492-DR7	2		1492-DR7	2
End Barrier Yellow		1492-EBLD2-Y	20		—	—		1492-EBLD3-Y	20		—	—
Grey		—	—		1492-EBLD3	20		—	—		—	—
End Anchors and Retainers												
Screwless End Retainer		1492-ERL35	20		1492-ERL35	20		1492-ERL35	20		1492-ERL35	20
DIN Rail — Normal Duty		1492-EAJ35	100		1492-EAJ35	100		1492-EAJ35	100		1492-EAJ35	100
DIN Rail — Heavy Duty		1492-EAHJ35	50		1492-EAHJ35	50		1492-EAHJ35	50		1492-EAHJ35	50
Other Accessories:												
Reducing Sleeves 26...24 AWG (0.13...0.2 mm ²) White		1492-PSL2-2	100		1492-PSLS2-2	100		1492-PSLS2-2	100		1492-PSLS2-2	100
Reducing Sleeves 22...20 AWG (0.25...0.5 mm ²) Grey		1492-PSL2-5	100		1492-PSLS2-5	100		1492-PSLS2-5	100		1492-PSLS2-5	100
Test Plug (Stackable)		1492-TPL4	25		—	—		—	—		—	—
Group Marking Carrier		1492-GM35	25		1492-GM35	25		1492-GM35	25		1492-GM35	25
Marking Systems:												
Snap-In Marker Cards*		1492-M3X12 (120/card)	5		1492-M5X10 (144/card)	5		1492-M5X10 (144/card)	5		1492-M5X10 (144/card)	5
Snap-In Marker Cards		1492-M3X5 (100/card)	5		1492-M5X5 (200/card)	5		1492-M5X5 (200/card)	5		1492-M5X5 (200/card)	5

* May only be mounted in terminal block corner marking positions.