


LISTEN.
THINK.
SOLVE.®

Product Data Sheet

Power Distribution Terminal Blocks
Catalog Number: 1492-PD31123



Ratings:

380 Amps
600 Volts AC/DC
Panel Mount

Wire Range:

Line Side: (1) 500kcmil - #4 AWG
Load Side: (12) #2 - #14 AWG

Agency Approvals:

- UL Recognized, UL 1059 Terminal Block Standard – File #XCFR2.E40735
- CSA Certified, CSA C22.2 No. 158 (Wire Class B & C only)
- CE Compliant to IEC 60947-7-1
- RoHS Compliant

Electrical Ratings:

- 380 Amp Copper Wire (Based on NEC Table 310-16, 75°C Column)
- 600 Volts AC/DC (UL 1059 Class C, User Group – General Industrial)
- Factory and Field Wiring

Mechanical Ratings:

Mounting Information:

- Panel Mount: ¼" (M6) Fastener,
 - Torque to 30-40 in-lbs
- Terminal Keys Needed:
 - Line Side 3/8", Load Side Slotted

Thermal Information*:

- Storage Temperature range:
 - -35°C to 125°C (-31°F to 257°F)

- Max. Insulator base temperature: 150°C (302°F) UL RTI
 - Flammability rating of insulator base and base plate: UL 94 V-0
- * Use outside these ratings needs to be judged in the end-use application.

Materials:

- Connector: Copper, Tin-Plated
- Insulator Base: Phenolic
- Terminal Set Screws: Aluminum, Tin-Plated
- Connector Mounting Screw: Steel, Zinc-Plated

Accessories:

- Clear Protective Plastic Cover. Catalog Number: 1492-PBC3
- Marking Strip: White vinyl strip to mark circuits (Supplied with block)





Product Data Sheet

Power Distribution Terminal Blocks
 Catalog Number: 1492-PD31123

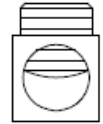
Short Circuit Current Ratings (Copper Wire Only): Default Rating 10kA if not listed in Table:

Wire Range (kcmil/AWG)		Max Fuse Protection Requirements Amp Rating / Class						SCCR RMS Amps (600V Max)
Line	Load	J	T	RK1	RK5	G	CC	
500 – 3/0	2 – 8	400	400	400	200	60	30	100,000
2/0 – 4	2 – 14	200	200	200	100	60	30	100,000

Wire Approvals:

Line Side Wire Approvals:

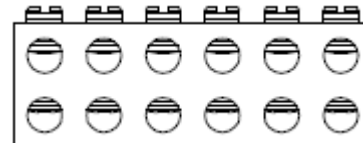
- Wire Strip Length, Line Side Tap – 1-5/16”



Wire Size (kcmil/AWG)	Torque (In-lbs)	UL Copper Wire Stranding Classes - Number of Strands						
		Solid	Class B	Class C	Class G	Class H	Class I	Class K
500	375		37	61				
400	375		37	61	259*	427*	980*	
350	375		37	61	259*	427*	882*	3458*
300	375		37	61	259*	427*	735*	2989*
250	375		37	61	259*	427*	637*	2499*
4/0	375		19	37	133*	259*	532*	2107*
3/0	375		19	37	133*	259*	418*	1666*
2/0	375		19	37	133*	259*	342*	1323*
1/0	375		19	37	133*	259*	266*	1064*
1	375		19	37	133*	259*	210*	836*
2	375		7	19	49*	133*	161*	665*
4	375		7	19				

Load Side Wire Approvals:

- Wire Strip Length, Load Side Tap: Top Holes – 3/4”, Bottom Holes – 1-5/16”



Wire Size (kcmil/AWG)	Torque (In-lbs)	UL Copper Wire Stranding Classes - Number of Strands						
		Solid	Class B	Class C	Class G	Class H	Class I	Class K
2	50		7	19				
4	45		7	19	49*	133*	105*	420*
6	45		7	19	49*	133*	63*	266*
8	40		(1-2) 7	(1-2) 19	49*	133*	(1-2) 41*	(1-2) 168*
10	35	1	(1-2) 7	(1-2) 19			(1-2) 27*	(1-2) 104*
12	35	1	(1-4) 7	(1-4) 19			(1-2) 19*	(1-2) 65*
14	35	1	(1-4) 7	(1-4) 19			(1-2) 19*	(1-2) 41*

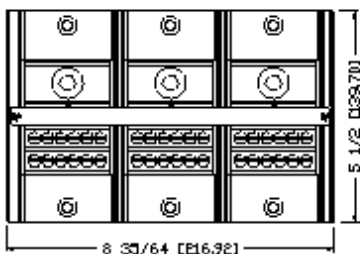
* Quantity of wire stands for classes G, H, I, K may vary by manufacturer

LISTEN.
THINK.
SOLVE.®

Product Data Sheet

Power Distribution Terminal Blocks
Catalog Number: 1492-PD31123

Product Dimensions / Drawings:

	<p>1492-PD31123 POWER BLOCK, POWER DISTRIBUTION BLOCK, 3-POLE, 1 LINE-12 LOAD, 380 AMPS</p> 